

# Cables for Crane and Conveyor applications



[www.sab-worldwide.com](http://www.sab-worldwide.com)

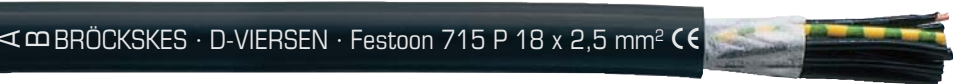


## Festoon 715 P PUR cable for flexible application in festoon systems



Marking for Festoon 715 P 07150162:

SAB BRÖCKSKES · D-VIERSEN · Festoon 715 P 1 x 16.0 mm² CE



Marking for Festoon 715 P 07151825:

SAB BRÖCKSKES · D-VIERSEN · Festoon 715 P 18 x 2,5 mm² CE

### Construction:

<b>Conductor:</b>	bare copper strands acc. to IEC 60228, EN 60228, VDE 0295, class 5
<b>Insulation:</b>	TPE
<b>Colour code:</b>	single conductor black; from 2 conductors coloured acc. to HD 308 (VDE 0293 part 308); from 6 conductors black cores with consecutive numbers acc. to EN 50334; green-yellow earth wire from 3 cores
<b>Stranding:</b>	specially adjusted layering around a central suspension unit
<b>Wrapping:</b>	non-woven tape
<b>Sheath material:</b>	PUR
<b>Sheath colour:</b>	black (RAL 9005)

### Outstanding features:

- halogen-free
- high abrasion resistance
- small outer diameter
- Path feet rate in cable roller assemblies up to 240 m/min.

### Technical data:

<b>Nominal voltage:</b>	U <sub>0</sub> /U 0,6/1 kV
<b>Testing voltage U:</b>	4000 V acc. to DIN VDE 0281 part 2 + HD 21.2
<b>Min. bending radius:</b>	6 x d
<b>Continuous tensile load:</b>	max. 15 N/mm <sup>2</sup> acc. to DIN VDE 0298 part 3 section 7.1
<b>Temperature range</b>	
<i>fixed laying:</i>	-50/+90 °C
<i>flexible application:</i>	-40/+90 °C
<b>Halogen-free:</b>	acc. to DIN VDE 0472 part 815 + IEC 60754-1
<b>Oil resistance:</b>	very good - TMPU acc. to DIN VDE 0282 part 10 + HD 22.10
<b>Chem. resistance:</b>	good against acids, alkalines, solvents, hydraulic liquids etc..
<b>Continuous flexibility:</b>	very good
<b>Weather resistance:</b>	very good
<b>Absence of harmful substances:</b>	acc. to RoHS directive of the European Union

item no.	no. of cores x cross section n x mm <sup>2</sup>	largest single wire ø mm	outer-ø ± 5% mm	copper figure kg/km	cable weight ≈ kg/km
07150315	3 x 1,50	0,26	7,3	43,2	76
07150415	4 x 1,50	0,26	7,9	57,6	94
07150515	5 x 1,50	0,26	8,6	72,0	116
07150715	7 x 1,50	0,26	10,2	100,8	167
07151215	12 x 1,50	0,26	12,6	172,8	246
07151815	18 x 1,50	0,26	15,0	259,2	369
07152415	24 x 1,50	0,26	17,7	345,6	477
07153015	30 x 1,50	0,26	18,9	432,0	583
07150325	3 x 2,50	0,26	8,3	72,0	109
07150425	4 x 2,50	0,26	9,3	96,0	140
07150525	5 x 2,50	0,26	10,1	120,0	174
07150725	7 x 2,50	0,26	12,1	168,0	251
07151225	12 x 2,50	0,26	15,7	288,0	386
07151825	18 x 2,50	0,26	17,5	432,0	557
07152425	24 x 2,50	0,26	21,1	576,0	732
07153025	30 x 2,50	0,26	22,3	720,0	889
07150440	4 x 4,00	0,31	10,9	153,6	208
07150460	4 x 6,00	0,31	12,8	230,4	301
07150361	3 x 10,00	0,41	15,1	288,0	390
07150461	4 x 10,00	0,41	16,5	384,0	497
07150561	5 x 10,00	0,41	18,2	480,0	616
07150162	1 x 16,00	0,41	8,7	153,6	179
07150362	3 x 16,00	0,41	18,8	460,8	594
07150462	4 x 16,00	0,41	20,7	614,4	769
07150562	5 x 16,00	0,41	23,1	768,0	980
07150163	1 x 25,00	0,41	10,5	240,0	272
07150463	4 x 25,00	0,41	24,3	960,0	1125
07150563	5 x 25,00	0,41	27,1	1200,0	1434


item no.	no. of cores x cross section n x mm <sup>2</sup>	largest single wire ø mm	outer-ø ± 5% mm	copper figure kg/km	cable weight ≈ kg/km
07150164	1 x 35,00	0,41	12,1	226,0	377
07150464	4 x 35,00	0,41	28,5	1344,0	1585
07150165	1 x 50,00	0,41	13,5	480,0	534
07150465	4 x 50,00	0,41	32,1	1920,0	2232
07150166	1 x 70,00	0,41	15,8	672,0	712
07150167	1 x 95,00	0,51	18,7	912,0	990
07150168	1 x 120,00	0,51	20,4	1152,0	1187
07150169	1 x 150,00	0,51	22,3	1440,0	1482
07150170	1 x 185,00	0,51	24,0	1776,0	1781
07150171	1 x 240,00	0,51	28,1	2304,0	2412
0715 . . . .	3 x 6,00 +				
	3 x 1,00	0,31	11,9	201,6	274
0715 . . . .	3 x 50,00 +				
	3 x 10,00	0,41	29,0	1728,0	1984

Other dimensions and colours are possible on request.



The Festoon 715 P cable is applied for high mechanical stress. It is particularly suitable for use in cable roller assemblies.

## DR 717 P Highflex



BRÖCKSKES · D-VIERSEN · DR 717 P Highflex 4 G 2,5 mm<sup>2</sup> CE

Marking for DR 717 P Highflex 07170425:  
SAB BRÖCKSKES · D-VIERSEN · DR 717 P Highflex 4 G 2,5 mm<sup>2</sup> CE

### Construction:

<b>Conductor:</b>	bare copper strands acc. to IEC 60228 EN 60228, VDE 0295, class 5
<b>Insulation:</b>	special polymer
<b>Colour code:</b>	coloured acc. to HD 308 (VDE 0293 part 308); from 6 cores black cores with consecutive numbers acc. to EN 50334; green-yellow earth wire from 3 cores <i>DMX-bus:</i> white/brown, green/yellow <i>IE Cat 5:</i> white-blue/blue, white-orange/orange, white-green/green, white-brown/brown
<b>Stranding:</b>	specially adjusted layering around central suspension unit
<b>Inner sheath:</b>	PUR
<b>Supporting screen:</b>	high-tech yarn
<b>Outer sheath:</b>	PUR
<b>Sheath colour:</b>	black (RAL 9005)

### Outstanding features:

- reeling length up to 60 m
- high winding and unwinding strength
- corresponds to low voltage guideline 73/23/EWG CE
- small outer diameter
- small cable weight

### Application:

- The DR 717 P Highflex is used for spring cables reels on stages and theaters

### Technical Data:

<b>Nominal voltage:</b>	Uo/U 300/500 V (supply conductors)	
<b>Peak operating voltage:</b>	<i>item no. 07179001:</i> max. 500 V (DMX-bus) <i>item no. 07179002:</i> max. 125 V (IE Cat 5)	
<b>Testing voltage:</b>	core/core 2000 V	
<b>Current-carrying capacity:</b>	acc. to DIN VDE 0298-4	
<b>Min. bending radius:</b>	≤ 12 mm 3 x d / >12 mm 4 x d	
<i>for laying and installation (fixed laying):</i>		
<i>for repeated winding action (flexible):</i>	6 x d	
<i>guided on deflection pulleys (flexible):</i>	7,5 x d	
<b>Temperature range</b>	<i>item no. 07179001</i>	<i>item no. 07179002</i>
<i>with installation:</i>		
<i>fixed laying:</i>	-50/+90 °C	-40/+70 °C
<i>flexible application:</i>	-40/+90 °C	-40/+70 °C
<b>Halogen-free:</b>	acc. to DIN VDE 0472 part 815 and IEC 60754-1	
<b>Oil resistance:</b>	very good - TPU acc. to DIN VDE 0282 part 10 + HD 22.10	
<b>Chemical resistance:</b>	good against acids, alkalines, solvents, hydraulic liquids, etc.	
<b>Fire performance:</b>	flame retardant and self-extinguishing acc. to IEC 60332-1-2 and EN 60332-1-2	
<b>UV-resistance:</b>	very good - enhanced due to black sheath colour	
<b>Tensile strength:</b>	with reference to DIN VDE 0298-3 section 7.1	
<b>Mechanical characteristics:</b>	the main mechanical characteristics accomplished by the PUR outer sheath are: - high tensile strength - high tear strength - high abrasion resistance - high notch resistance	
<b>Absence of harmful substances:</b>	acc. to RoHS directive of the European Union	


item no.	no. of cores x cross section n x mm <sup>2</sup>	outer-ø ± 5% mm	copper figure kg/km	cable weight ≈ kg/km	tensile strength max. N	min breaking load of suspension unit N
07170425	4 G 2,50	9,7	96,0	157	150	1345
07170440	4 G 4,00	11,7	153,6	239	240	1690
07171440	14 G 4,00	20,9	537,6	739	840	3200
07172040	20 G 4,00	23,3	768,0	1021	1200	3700
07172540	25 G 4,00	28,3	960,0	1318	1500	4200
07170460	4 G 6,00	13,4	230,4	333	360	1860
07171360	13 G 6,00	24,3	748,8	1013	1170	3400
07170470	4 G 10,0	17,1	384,0	559	600	2300
07170480	4 G 16,0	21,3	614,4	864	960	2800
07179001	14 G 4,00					
	+ 2 x (2 x 0,25)C	22,4	575,4	794	840	2500
07179002	5 G 16,0					
	+ 4 x 2 x 0,14	26,4	791,6	1163	1200	3000
07179013	25 G 4,00	min. 25,0 max. 28,0	960,0	1290	1500	2600

Other dimensions and colours are possible on request.  
Please mention the required winding length when placing the order.



## DR 718 CP Highflex with overall copper screen

BRÖCKSKES · D-VIERSEN · DR 718 CP Highflex 4 x 2,5 mm<sup>2</sup> CE



Marking for DR 718 CP Highflex 07180425:

SAB BRÖCKSKES · D-VIERSEN · DR 718 CP Highflex 4 x 2,5 mm<sup>2</sup> CE

### Construction:

<b>Conductor:</b>	bare copper strands acc. to IEC 60228 EN 60228, VDE 0295, class 5
<b>Insulation:</b>	special polymer
<b>Colour code:</b>	coloured acc. to HD 308 (VDE 0293 part 308); from 6 cores black cores with consecutive numbers acc. to EN 50334; green-yellow earth wire from 3 cores
<b>Stranding:</b>	specially adjusted layering around central suspension unit
<b>Inner sheath:</b>	PUR
<b>Screen:</b>	tinned copper braiding
<b>Outer sheath:</b>	PUR
<b>Sheath colour:</b>	black (RAL 9005)

### Outstanding features:

- high winding and unwinding strength
- small cable weight
- good EMC characteristics

### Applications:

- The DR 718 CP Highflex is used for spring cable reels on stages for example in theaters as well as control cable in crane arms

### Technical Data:

<b>Nominal voltage:</b>	U <sub>0</sub> /U 300/500 V
<b>Testing voltage:</b>	2000 V
<b>Current-carrying capacity:</b>	acc. to DIN VDE 0298-4
<b>Min. bending radius:</b>	
for laying and installation (fixed laying):	5 x d
for repeated winding action (flexible):	7,5 x d
guided on deflection pulleys (flexible):	10 x d
<b>Temperature range</b>	
fixed laying:	-50/+90 °C
flexible application:	-40/+90 °C
<b>Halogen-free:</b>	acc. to DIN VDE 0472 part 815 and IEC 60754-1
<b>Oil resistance:</b>	very good - TMPU acc. to DIN VDE 0282 part 10 + HD 22.10
<b>Chemical resistance:</b>	good against acids, alkalines, solvents, hydraulic liquids, etc.
<b>Fire performance:</b>	flame retardant and self-extinguishing acc. to IEC 60332-1-2 and EN 60332-1-2
<b>UV-resistance:</b>	very good - enhanced due to black sheath colour
<b>Tensile strength:</b>	with reference to DIN VDE 0298-3 section 7.1
<b>Mechanical characteristics:</b>	the main mechanical characteristics accomplished by the PUR outer sheath are: - high tensile strength - high tear strength - high abrasion resistance - high notch resistance
<b>Absence of harmful substances:</b>	acc. to RoHS directive of the European Union



Also possible without inner sheath!

item no.	no. of cores x cross section n x mm <sup>2</sup>	outer-ø ± 5% mm	copper figure kg/km	cable weight ≈ kg/km	tensile strength max. N	min breaking load of suspension unit N
07182005	20 x 0,50	12,8	161,4	258	150	1600
07182505	25 x 0,50	14,9	192,7	331	187	1700
07182507	25 x 0,75	16,9	281,2	442	281	2000
07180410	4 x 1,00	8,0	62,2	103	60	1100
07181210	12 x 1,00	15,0	188,2	317	180	2000
07181810	18 x 1,00	14,5	237,2	348	270	2200
07182510	25 x 1,00	17,8	355,8	522	375	2400
07182610	26 x 1,00	17,8	365,4	533	390	2400
07180415	4 x 1,50	8,9	86,3	133	90	1340
07180515	5 x 1,50	10,2	120,8	175	112	1690
07180715	7 x 1,50	11,9	157,3	237	157	2150
07181215	12 x 1,50	16,9	274,0	419	270	2600
07181415	14 x 1,50	16,3	301,7	439	315	2600
07181615	16 x 1,50	16,3	330,5	451	360	2600
07181815	18 x 1,50	16,4	359,7	484	405	2600
07182415	24 x 1,50	18,2	463,3	618	540	2800
07183015	30 x 1,50	23,4	586,4	841	675	2900
07183715	37 x 1,50	22,2	681,1	893	832	3200
07180425	4 x 2,50	10,8	144,7	201	150	1345
07180525	5 x 2,50	11,9	176,5	248	187	2100
07180725	7 x 2,50	13,7	232,5	332	262	2500
07181225	12 x 2,50	19,9	418,0	610	450	2900

item no.	no. of cores x cross section n x mm <sup>2</sup>	outer-ø ± 5% mm	copper figure kg/km	cable weight ≈ kg/km	tensile strength max. N	min breaking load of suspension unit N
07181825	18 x 2,50	19,5	561,7	709	675	3450
07182425	24 x 2,50	23,6	730,4	950	900	2600
07183025	30 x 2,50	26,8	892,0	1187	1125	4200
07183625	36 x 2,50	26,1	1035,8	1280	1350	5000
07184825	48 x 2,50	30,7	1353,0	1726	1800	6500
07185625	56 x 2,50	32,6	1547,8	1909	2100	7900
07180440	4 x 4,00	12,3	210,3	284	240	1690
07180540	5 x 4,00	13,7	256,5	346	300	2200
07180740	7 x 4,00	16,3	372,9	500	420	2600
07180460	4 x 6,00	13,7	302,9	388	360	1860
07180560	5 x 6,00	15,7	389,1	492	450	2300
07180760	7 x 6,00	18,9	518,7	690	630	2600
07180470	4 x 10,0	18,1	499,7	656	600	2900
07180570	5 x 10,0	20,3	609,5	808	750	3000
07180480	4 x 16,0	22,3	757,7	985	960	2800
07180580	5 x 16,0	24,9	926,6	1207	1200	3000
07180490	4 x 25,0	27,0	1131,6	1447	1500	3300
07180495	4 x 35,0	30,8	1542,9	1970	2100	3300
07180496	4 x 50,0	35,3	2147,7	2761	3000	3800

Other dimensions and colours are possible on request.  
Please mention the required winding length when placing the order.

## DR 720 P Highflex



Marking for DR 720 P Highflex 07201215:  
SAB BRÖCKSKES · D-VIERSEN · DR 720 P Highflex 12 G 1,5 mm² CE

### Construction:

<b>Conductor:</b>	bare copper strands acc. to IEC 60228 EN 60228, VDE 0295, class 5
<b>Insulation:</b>	special polymer
<b>Colour code:</b>	coloured acc. to HD 308 (VDE 0293 part 308); from 6 cores black cores with consecutive numbers acc. to EN 50334; green-yellow earth wire from 3 cores
<b>Stranding:</b>	specially adjusted layering around central suspension unit
<b>Inner sheath:</b>	PUR
<b>Supporting screen:</b>	high-tech yarn
<b>Outer sheath:</b>	PUR
<b>Sheath colour:</b>	black (RAL 9005)

### Outstanding features:

- path feed rate up to 120 m/min.
- high winding and unwinding strength
- small outer diameter
- small cable weight
- corresponds to low voltage guideline 73/23/EWG CE

### Application:

- The DR 720 P Highflex is used for heavy appliances as for example motor cable reels hoists, transport systems, movable motors and farm vehicles with high mechanical stress.

### Technical Data:

<b>Nominal voltage:</b>	0,6/1 kV
<b>Testing voltage:</b>	core/core 4000 V
<b>Current-carrying capacity:</b>	acc. to DIN VDE 0298-4
<b>Min. bending radius:</b>	
for laying and installation (fixed laying):	≤ 12 mm 3 x d / >12 mm 4 x d
for repeated winding action (flexible):	6 x d
guided on deflection pulleys (flexible):	7,5 x d
<b>Temperature range</b>	
fixed laying:	-50/+90 °C
flexible application:	-40/+90 °C
<b>Halogen-free:</b>	acc. to DIN VDE 0472 part 815 and IEC 60754-1
<b>Oil resistance:</b>	very good - TMPU acc. to DIN VDE 0282 part 10 + HD 22.10
<b>Chemical resistance:</b>	good against acids, alkalines, solvents, hydraulic liquids, etc.
<b>Fire performance:</b>	flame retardant and self-extinguishing acc. to IEC 60332-1-2 and EN 60332-1-2
<b>Weather resistance:</b>	very good
<b>UV-resistance:</b>	very good - enhanced due to black sheath colour
<b>Tensile strength:</b>	acc. to DIN VDE 0298-3 section 7.1
<b>Mechanical characteristics:</b>	the main mechanical characteristics accomplished by the PUR outer sheath are: - high tensile strength - high tear strength - high abrasion resistance - high notch resistance
<b>Absence of harmful substances:</b>	GefStoffV appendix IV-Nr. 24

item no.	no. of cores x cross section n x mm <sup>2</sup>	outer-ø ± 5% mm	copper figure kg/km	cable weight ≈ kg/km	min breaking load of suspension unit N
07200415	4 G 1,50	9,0	57,6	119	1340
07200515	5 G 1,50	9,8	72,0	142	1690
07200715	7 G 1,50	11,8	100,8	204	2150
07201215	12 G 1,50	16,6	172,8	359	2600
07201815	18 G 1,50	16,4	259,2	430	2600
07200425	4 G 2,50	10,4	96,0	170	1345
07200525	5 G 2,50	11,6	120,0	213	2100
07201225	12 G 2,50	19,6	288,0	531	2900
07201825	18 G 2,50	19,7	432,0	641	3450
07202425	24 G 2,50	23,8	576,0	879	2700
07203025	30 G 2,50	26,6	720,0	1099	4200
07205025	50 G 2,50	32,4	1200,0	1739	6750

item no.	no. of cores x cross section n x mm <sup>2</sup>	outer-ø ± 5% mm	copper figure kg/km	cable weight ≈ kg/km	min breaking load of suspension unit N
07200440	4 G 4,00	12,4	153,6	255	1690
07201240	12 G 4,00	24,0	460,8	835	5000
07200460	4 G 6,00	14,8	230,4	369	1860
07200470	4 G 10,0	18,2	384,0	592	2300
07200480	4 G 16,0	22,7	614,4	915	2800
07200390	3 x 25,0				
	+ 3 G 6,00	24,3	892,8	1188	3300
07200490	4 G 25,0	26,9	960,0	1351	3300
07200395	3 x 35,0				
	+ 3 G 6,00	28,1	1180,8	1577	3300
07200495	4 G 35,0	31,5	1344,0	1893	3300
07200396	3 x 50,0				
	+ 3 G 10,0	31,9	1728,0	2264	3800

Other dimensions and colours are possible on request.  
Please mention the required winding length when placing the order.

## DR 721 P

BRÖCKSKES · D-VIERSEN · DR 721 P 12 G 1,5 mm<sup>2</sup> CE



Marking for DR 721 P 07211215:

SAB BRÖCKSKES · D-VIERSEN · DR 721 P 12 G 1,5 mm<sup>2</sup> CE

### Construction:

<b>Conductor:</b>	bare copper strands acc. to IEC 60228 EN 60228, VDE 0295, class 5
<b>Insulation:</b>	special polymer
<b>Colour code:</b>	coloured acc. to HD 308 (VDE 0293 part 308); from 6 cores black cores with consecutive numbers acc. to EN 50334; green-yellow earth wire from 3 cores
<b>Stranding:</b>	specially adjusted layering
<b>Inner sheath:</b>	special PVC
<b>Supporting screen:</b>	high-tech yarn
<b>Outer sheath:</b>	PUR
<b>Sheath colour:</b>	black (RAL 9005)

### Outstanding features:

- good winding and unwinding strength
- small outer diameter
- small cable weight
- corresponds to low voltage guideline 73/23/EWG CE

### Application:

- The DR 721 P is used for spring cable and motor cable reels, hoists, transport systems and farm vehicles with medium mechanical stress.

### Technical Data:

<b>Nominal voltage:</b>	0,6/1 kV
<b>Testing voltage:</b>	core/corer 4000 V
<b>Current-carrying capacity:</b>	acc. to DIN VDE 0298-4
<b>Min. bending radius:</b> <i>for laying and installation (fixed laying):</i>	6 x d
<i>for repeated winding action (flexible):</i>	10 x d
<i>guided on deflection pulleys: (flexible):</i>	12 x d
<b>Temperature range of the cable:</b> <i>fixed laying:</i>	-30/+70 °C
<i>flexible:</i>	-30/+70 °C
<b>Temperature resistance of primary insulation:</b>	up to +90 °C
<b>Oil resistance:</b>	very good - TMPU acc. to DIN VDE 0282 part 10 + HD 22.10
<b>Chemical resistance:</b>	very good against acids, alkaline solutions, solvents and hydraulic liquids, etc.
<b>Fire performance:</b>	flame retardant and self-extinguishing acc. to IEC 60332-1-2 und EN 60332-1-2
<b>Weather resistance:</b>	very good
<b>UV-resistance:</b>	very good - enhanced due to black sheath colour
<b>Tensile strength:</b>	acc. to DIN VDE 0298-3 section 7.1
<b>Mechanical characteristics:</b>	the main mechanical characteristics accomplished by the PUR outer sheath are: - high tensile strength - high tear strength - high abrasion resistance - high notch resistance
<b>Absence of harmful substances:</b>	GefStoffV appendix IV-Nr. 24

item no.	no. of cores x cross section n x mm <sup>2</sup>	outer-ø ± 5% mm	copper figure kg/km	cable weight ≈ kg/km
07210415	4 G 1,50	8,8	57,6	124
07210515	5 G 1,50	9,6	72,0	148
07210715	7 G 1,50	11,7	100,8	214
07211215	12 G 1,50	16,4	172,8	357
07211815	18 G 1,50	16,3	259,2	445
07212415	24 G 1,50	19,6	345,6	597
07213615	36 G 1,50	22,1	518,4	829
07210425	4 G 2,50	10,2	96,0	178
07210525	5 G 2,50	11,2	120,0	217
07210725	7 G 2,50	13,6	168,0	310
07211225	12 G 2,50	19,4	288,0	530
07211825	18 G 2,50	19,4	432,0	660
07212425	24 G 2,50	23,6	576,0	891

item no.	no. of cores x cross section n x mm <sup>2</sup>	outer-ø ± 5% mm	copper figure kg/km	cable weight ≈ kg/km
07213625	36 G 2,50	26,4	864,0	1240
07210440	4 G 4,00	12,4	153,6	270
07210460	4 G 6,00	14,4	230,4	382
07210560	5 G 6,00	15,6	288,0	459
07210470	4 G 10,0	17,9	384,0	614
07210480	4 G 16,0	22,4	614,4	950
07210580	5 G 16,0	25,0	768,0	1172
07210390	3 x 25,0			
	+ 3 G 6,00	24,2	892,8	1224
07210395	3 x 35,0			
	+ 3 G 6,00	28,0	1180,8	1630
07210396	3 x 50,0			
	+ 3 G 10,0	31,8	1728,0	2333

Other dimensions and colours are possible on request.  
Please mention the required winding length when placing the order.

## Spreader 722 Control cable hoisting cages in crane systems



Marking for Spreader 722 07224225:  
SAB BRÖCKSKES · D-VIERSEN · Spreader 722 42 x 2,5 mm² CE

### Construction:

<b>Conductor:</b>	bare copper strands
<b>Insulation:</b>	PVC
<b>Colour code:</b>	black cores with consecutive numbers acc. to EN 50334; green-yellow earth wire from 3 cores
<b>Suspension unit:</b>	Armid braided with lead, 50 m of the suspended cable are supported by a 5 times safety calculation
<b>Stranding:</b>	cores are twisted to bundles with lead cord in the centre
<b>Wrapping:</b>	overlapping non-woven tape
<b>Stranding:</b>	bundle and lead cords twisted, suspension unit in the centre
<b>Wrapping:</b>	overlapping non-woven tape
<b>Outer sheath:</b>	PUR
<b>Sheath colour:</b>	black (RAL 9005)

### Outstanding features:

- for hoisting cage applications
- high breaking load of supporting unit
- oil resistant
- weather resistant

### Technical Data:

<b>Nominal voltage:</b>	U <sub>0</sub> /U 300/500 V
<b>Testing voltage:</b>	core/core 2000 V
<b>Temperature range</b>	
<i>fixed laying:</i>	-20/+60 °C
<i>flexible application:</i>	-20/+60 °C
<i>max. allowed operating temperature at conductor:</i>	+70 °C
<i>short circuit temperature at conductor:</i>	+150 °C
<b>Tensile load:</b>	max. 15 N/mm <sup>2</sup> x sum of all cable sections
<b>Recommended cage dimensions:</b>	cage diameter min. 30 x d, cage height approx. 45 x d
<b>Travel speed hoisting gear:</b>	max. 160 m/min.
<b>Oil resistance:</b>	very good - TMPU acc. to DIN VDE 0282 part 10 + HD 22.10
<b>Weather resistance:</b>	appropriate for applications in dry, damp and wet rooms as well as in the open-air with a very good resistance against ozone, UV radiation and humidity

item no.	no. of cores x cross section n x mm <sup>2</sup>	outer-ø ± 10% mm	copper figure kg/km	cable weight ≈ kg/km
07224810	48 x 1,00	32,1	460,8	1951
07224225	24 x 2,50	29,7	576,0	1660
07223025	30 x 2,50	32,9	720,0	2016
07223625	36 x 2,50	36,2	864,0	2567
07224225	42 x 2,50	39,2	1008,0	3177
07224825	48 x 2,50	41,9	1152,0	3556
07222035	20 x 3,50	30,9	633,6	1722
07222435	24 x 3,50	33,2	760,3	2073
07223035	30 x 3,50	37,0	950,4	2565
07223635	36 x 3,50	40,2	1140,5	3218

Other dimensions and colours are possible on request.



**Application:**  
Cable for carriers  
for example  
spreaders with  
high mechanical stress  
and  
vertical cage operation



## FLEXIBLE CABLES

- Halogen-free cables ■ Cable track cables
- Servo motor cables ■ ETFE, FEP, PFA cables
  - Bus cables ■ Torsion cables
- Hybrid and special cables ■ Control and connection cables
  - Data cables ■ Besilen® (Silicone) cables
- Compensating and extension cables ■ Tray cables

## TEMPERATURE MEASUREMENT

- Protecting armatures and gauge slides
- Mineral insulated thermocouples and Mineral insulated resistance thermometers
- Temperature measurement in plastic processing industry/Hot runner technique
  - Diesel thermocouples ■ Probe with stainless steel sleeve
  - Temperature measurement in test vehicles
    - Measurement techniques

## CABLE HARNESSING

- Harnessed cables acc. to customer's specification
  - Harnessed cable track cables
  - Helix cables ■ Cable harnesses
- Harnessed motor and transmission cables for Siemens and Indramat drives