


Data & Sensor Cables



E-mail: info@sabcable.com



Web site: www.sabcable.com

Chapter

Item	Description	Page
------	-------------	------

Semi Rigid PVC Data Cables with UL Recognition, CSA Approval

DC 300 DS	Type AWM Multi-conductor double shielded PVC signal and control cable, UL, CSA, CE	F 5
DC 300 DS TP	Type AWM Multi-pair double shielded PVC signal and control cable, UL, CSA, CE	F 6

PVC Data Cables

LiYY	Multi-conductor signal and control cable DIN Color code, CE	F 7-8
LiYCY	Multi-conductor signal and control cable with overall tinned copper braid DIN Color code, CE	F 9-10
LiYCY (B) TP	Multi-pair signal and control cable with overall tinned copper braid DIN Color code, CE	F 11
LiYDY-CY TP	Multi-pair signal and control cable with overall tinned copper braid DIN Color code, CE	F 12

PUR Sensor Cables

S 355	PUR sensor cable, reticulated by irradiation	F 13
-------	--	-------------



Applications

■ Modern electronics and miniaturized appliances require data cables with the smallest cross sections, best screening and highest flexibility. SAB data cables meet these requirements to a high degree. Different types of screenings, i.e. single or double screens, tinned copper wrappings or braids, protect the cables against outer high-frequency interference. Different types of strandings (in layers or pair-wise) can prevent mutual interference of adjoining circuits. Especially in the computer era, data cables have become essential and they must be continuously adjusted to the latest technical developments. The color code with reference to DIN 47100 guarantees a perfect assignment of the conductors for the connection of the cable. The cables are produced with reference to the usual DIN VDE regulations.

■ PVC data cables

SAB data cables are used for the transmission of measuring, control and voice signals in electronic control appliances, in electronics for data processing systems, for paging and intercom systems, weighing installations, office machines, etc. The cables can be used for fixed installations and flexible applications with free movement, without tensile load and mechanically guided movement in dry, damp and wet conditions. They are not suitable for outdoor use.

Exemplary applications:

LiYY	Scales, construction of appliances and control panels, construction of low-voltage switchboard plants, communication technologies
LiYCY	Scales, construction of appliances and control panels, construction of low-voltage switchboard plants, process controls, construction of appliances for electric installations, test and control technologies
LiYCY (B) TP	Measuring, control and voice signals, e.g. in low-voltage switchboard plants, scales and appliance engineering, in communication technologies, in control and measuring technologies, in office and computing machines
LiYDY-CY TP	Measuring, control and voice signals, e.g. in scales and low-voltage switchboard plant engineering, for interference-prone operation controls, in control and measuring technologies, in high-sensitive data processing systems
DC 300 DS DC 300 DS TP	Measuring, control and voice signals, e.g. in scales and low-voltage switchboard plant engineering, for interference-prone process controls, in control and measuring technologies, in high-sensitive data processing systems

DATA & SENSOR CABLES

Selection index

		Cable type						
		DC 300 DS	DC 300 DS TP	LIYY	LIYCY	LIYCY (B) TP	LIYDY-CY TP	S 355
Basic construction	Bare copper strands, fine wires							x
	Bare copper strands with reference to DIN VDE 0812			x	x	x	x	
	Tinned copper strands acc. to ASTM B 286	x	x					
	Overall tinned copper screen	x	x		x	x	x	
	No coupling of individual signals, low influence of neighboring cable circuits, effective suppression of crosstalk and side-to-side crosstalk effects		x			x	x	
	Drain wire	x	x			x	x	
Temperature range static*	+ 105°C							
	+ 90°C							
	+ 80°C							
	+ 70°C							
	- 30°C							
	- 40°C							
	- 50°C							
Voltage	Voltage UL/CSA 300 V	x	x					x ¹
	Peak operating voltage max. 350 V	x	x					
	Peak operating voltage < 0.25 mm ² = max. 350 V			x	x	x	x	
	≥ 0.25 mm ² = max. 500 V							
	max. 500 V (AC)							x
	Testing voltage conductor/conductor 1500 V conductor/screen 1200 V			x	x	x	x	
	Testing voltage 800 V	x	x					
Testing voltage 2000 V							x	
Standards and approvals	Burning characteristics flame retardant and self-extinguishing acc. to IEC 60332-1-2 + EN 60332-1-2	x	x	x	x	x	x	
	Burning characteristics flame retardant and self-extinguishing acc. to UL VW1	x	x					
	Burning characteristics flame retardant and self-extinguishing acc. to CSA FT1 FT2	x	x					
	UL/CSA Approval	x	x					x ¹
Characteristics	Oil resistance acc. to DIN VDE 0282 part 10 + HD 22.10							x
	Oil resistance acc. to internal standard	x	x	x	x	x	x	
	Good chemical resistance against acids, alkalines, solvents, hydraulic liquids etc.							x
	Flexibility			x	x	x	x	x

Temperature range:



*The temperature range for flexing is mentioned on the particular catalog page

x¹ depending on dimensions

DATA & SENSOR CABLES

very good
EMC



DC 300 DS Type AWM Multi-conductor double shielded PVC signal and control cable



SAB BRÖCKSKES · D-VIERSEN · 03242526 DC 300 DS 26 AWG/25c 03242625 AWM Style 2464 80°C 300V CSA AWM I/II A/B 80°C 300V FT1 FT2

Marking for DC 300 DS 03242625:

DC 300 DS is a double shielded UL recognized, CSA approved multi-conductor signal and control cable for use in American designed computer, data transmission and office equipment, process control and instrumentation.

Construction:

Conductor:	tinned copper strands acc. to ASTM B 286
Insulation:	semi-rigid PVC
Color code:	color code US 2 see page O/26
Stranding:	in layers
Screen:	double screen, Alu-foil, tinned copper braiding with tinned drain wire (AWG 24/7)
Jacket material:	PVC, YM1 acc. to DIN VDE 0207 part 5
Jacket color:	gray

Technical data:

Voltage:	UL/CSA: 300 V	
Peak operating voltage:	max. 350 V	
Testing voltage:	800 V	
Min. bending radius		
<i>fixed installation:</i>	5 x O.D.	
<i>free movement:</i>	10 x O.D.	
Radiation resistance:	8 x 10 ⁷ cJ/kg	
Temperature range		
<i>static:</i>	-30/+70°C	UL/CSA: up to +80°C
<i>flexible:</i>	-5/+70°C	up to +80°C
Burning characteristics:	flame retardant and self-extinguishing acc. to IEC 60332-1-2 + EN 60332-1-2, UL VW1, CSA FT1 FT2	
Oil resistance:	acc. to internal standard, see page O/28	
Absence of harmful substances:	acc. to RoHS directive of the European Union see page O/29	

Outstanding features:

- very good EMC characteristics
- small outer diameter
- small bending radius

F
5

item no.	no. of conductors	nominal outer-ø inch	nominal outer-ø mm	cable weight ≈ lbs/mft
▶ AWG 28/7				
03242802	2	0.169	4.3	14
03242803	3	0.173	4.4	16
03242804	4	0.181	4.6	17
03242805	5	0.193	4.9	20
03242807	7	0.201	5.1	23
03242810	10	0.236	6.0	29
03242812	12	0.244	6.2	32
03242814	14	0.252	6.4	34
03242818	18	0.272	6.9	41
03242825	25	0.311	7.9	50
▶ AWG 26/7				
03242602	2	0.177	4.5	16
03242603	3	0.181	4.6	17
03242604	4	0.193	4.9	20
03242605	5	0.201	5.1	24
03242607	7	0.213	5.4	26
03242610	10	0.252	6.4	34
03242612	12	0.260	6.6	38
03242614	14	0.268	6.8	41
03242618	18	0.291	7.4	50
03242625	25	0.335	8.5	63

item no.	no. of conductors	nominal outer-ø inch	nominal outer-ø mm	cable weight ≈ lbs/mft
▶ AWG 24/7				
03242402	2	0.185	4.7	18
03242403	3	0.193	4.9	20
03242404	4	0.201	5.1	24
03242405	5	0.217	5.5	28
03242407	7	0.228	5.8	32
03242410	10	0.272	6.9	42
03242412	12	0.280	7.1	47
03242414	14	0.287	7.3	52
03242418	18	0.315	8.0	64
03242425	25	0.366	9.3	82

item no.	no. of conductors	nominal outer-ø inch	nominal outer-ø mm	cable weight ≈ lbs/mft
▶ AWG 22/7				
03242202	2	0.197	5.0	21
03242203	3	0.205	5.2	25
03242204	4	0.217	5.5	28
03242205	5	0.232	5.9	34
03242207	7	0.248	6.3	40
03242210	10	0.295	7.5	54
03242212	12	0.303	7.7	60
03242214	14	0.315	8.0	67
03242218	18	0.346	8.8	83
03242225	25	0.406	10.3	110

Other dimensions and colors are possible on request.



very good
EMC

DATA & SENSOR CABLES



DC 300 DS TP Type AWM Multi-pair double shielded PVC signal and control cable



Marking for DC 300 DS TP 03842603:

SAB BRÖCKSKES · D-VIERSEN · 03840326 DC 300 DS TP 26 AWG/3pr 03842603 AWM Style 2464 80°C 300V CSA AWM I/II A/B 80°C 300V FT1 FT2 CE

DC 300 DS TP is a double shielded UL recognized, CSA approved multi-pair signal and control cable for use in American designed computer, data transmission and office equipment, process control and instrumentation.

Construction:

Conductor:	tinned copper strands acc. to ASTM B 286
Insulation:	semi-rigid PVC
Color code:	color code US 3 see page O/26
Stranding:	conductors twisted to pairs, pairs twisted in layers
Screen:	double screen, Alu-foil, tinned copper braiding with tinned drain wire (AWG 24/7)
Jacket material:	PVC, YM1 acc. to DIN VDE 0207 part 5
Jacket color:	gray

Technical data:

Voltage:	UL/CSA: 300 V	
Peak operating voltage:	max. 350 V	
Testing voltage:	800 V	
Min. bending radius		
<i>fixed installation:</i>	5 x O.D.	
<i>free movement:</i>	10 x O.D.	
Radiation resistance:	8 x 10 ⁷ cJ/kg	
Temperature range	UL/CSA:	
<i>static:</i>	-30/+70°C	up to +80°C
<i>flexible:</i>	-5/+70°C	up to +80°C
Burning characteristics:	flame retardant and self-extinguishing acc. to IEC 60332-1-2 + EN 60332-1-2, UL VW1, CSA FT1, FT2	
Oil resistance:	acc. to internal standard, see page O/28	
Absence of harmful substances:	acc. to RoHS directive of the European Union see page O/29	

Outstanding features:

- very good EMC characteristics
- small outer diameter
- small bending radius

F
6

item no.	no. of pairs	nominal outer-ø inch	nominal outer-ø mm	cable weight ≈ lbs/mft
▶ AWG 28/7				
03842802	2	0.201	5.1	19
03842803	3	0.217	5.5	23
03842804	4	0.240	6.1	27
03842805	5	0.256	6.5	31
03842807	7	0.272	6.9	36
03842810	10	0.311	7.9	45
03842814	14	0.354	9.0	57
03842818	18	0.378	9.6	70
03842825	25	0.425	10.8	87
▶ AWG 26/7				
03842602	2	0.213	5.4	22
03842603	3	0.232	5.9	27
03842604	4	0.260	6.6	32
03842605	5	0.276	7.0	38
03842607	7	0.287	7.3	42
03842610	10	0.335	8.5	56
03842614	14	0.386	9.8	73
03842618	18	0.413	10.5	89
03842625	25	0.465	11.8	112

item no.	no. of pairs	nominal outer-ø inch	nominal outer-ø mm	cable weight ≈ lbs/mft
▶ AWG 24/7				
03842402	2	0.228	5.8	26
03842403	3	0.248	6.3	32
03842404	4	0.280	7.1	39
03842405	5	0.299	7.6	46
03842407	7	0.311	7.9	54
03842410	10	0.362	9.2	71
03842414	14	0.421	10.7	94
03842418	18	0.453	11.5	116
03842425	25	0.508	12.9	148

item no.	no. of pairs	nominal outer-ø inch	nominal outer-ø mm	cable weight ≈ lbs/mft
▶ AWG 22/7				
03842202	2	0.248	6.3	32
03842203	3	0.268	6.8	40
03842204	4	0.303	7.7	48
03842205	5	0.327	8.3	58
03842207	7	0.343	8.7	70
03842210	10	0.402	10.2	95
03842214	14	0.465	11.8	124
03842218	18	0.500	12.7	156
03842225	25	0.579	14.7	207

Other dimensions and colors are possible on request.

DATA & SENSOR CABLES

LiYY Multi-conductor signal and control cable DIN Color code



Marking for LiYY 03053614:
SAB BRÖCKSKES · D-VIERSEN · LIYY 36 x 0.14 mm² CE

LiYY is an unshielded, multi-conductor signal and control cable recommended for use in European designed computer, data transmission and office equipment, process control and instrumentation.

Construction:

Conductor:	bare copper strands with reference to DIN VDE 0812
Insulation:	PVC, YI2 acc. to DIN VDE 0207 part 4
Color code:	with reference to DIN 47100
Stranding:	in layers
Jacket material:	PVC, YM1 acc. to DIN VDE 0207 part 5
Jacket color:	gray

Outstanding features:

- flexible
- small outer diameter
- small bending radius

Technical data:

Peak operating voltage:	< 24 AWG = max. 350 V ≥ 24 AWG = max. 500 V
Testing voltage:	1500 V
Min. bending radius	
<i>fixed installation:</i>	5 x O.D.
<i>free movement:</i>	10 x O.D.
Capacitance:	see page O/9
Radiation resistance:	8 x 10 ⁷ cJ/kg
Temperature range	
<i>static:</i>	-30/+70°C
<i>flexible:</i>	-5/+70°C
Burning characteristics:	flame retardant and self-extinguishing acc. to IEC 60332-1-2 + EN 60332-1-2
Oil resistance:	acc. to internal standard, see page O/28
Chemical resistance:	see page O/10
Absence of harmful substances:	acc. to RoHS directive of the European Union see page O/29

item no.	no. of conductors	nominal outer- ϕ inch	mm	cable weight ≈ lbs/mft
▶ 26 AWG (≈18/38) • 0.14 mm ²				
03050214	2	0.122	3.1	9
03050314	3	0.130	3.3	10
03050414	4	0.138	3.5	11
03050514	5	0.150	3.8	14
03050614	6	0.161	4.1	17
03050714	7	0.161	4.1	17
03050814	8	0.185	4.7	22
03051014	10	0.201	5.1	23
03051214	12	0.209	5.3	26
03051414	14	0.217	5.5	30
03051614	16	0.236	6.0	36
03051814	18	0.248	6.3	40
03052014	20	0.260	6.6	44
03052114	21	0.272	6.9	46
03052414	24	0.287	7.3	49
03052514	25	0.303	7.7	53
03052714	27	0.303	7.7	56
03053014	30	0.311	7.9	60
03053214	32	0.323	8.2	65
03053614	36	0.335	8.5	72
03054014	40	0.358	9.1	80
03054414	44	0.374	9.5	85
03054814	48	0.398	10.1	97
03055014	50	0.406	10.3	100
03055214	52	0.406	10.3	103
03055614	56	0.417	10.6	111
03056114	61	0.429	10.9	118

item no.	no. of conductors	nominal outer- ϕ inch	mm	cable weight ≈ lbs/mft
▶ 24 AWG (≈14/34) • 0.25 mm ²				
03050225	2	0.134	3.4	11
03050325	3	0.142	3.6	13
03050425	4	0.154	3.9	16
03050525	5	0.165	4.2	19
03050625	6	0.181	4.6	23
03050725	7	0.181	4.6	24
03050825	8	0.205	5.2	30
03050925	9	0.220	5.6	34
03051025	10	0.232	5.9	34
03051225	12	0.240	6.1	39
03051425	14	0.252	6.4	44
03051625	16	0.264	6.7	50
03051825	18	0.280	7.1	56
03052025	20	0.299	7.6	64
03052125	21	0.311	7.9	67
03052425	24	0.331	8.4	73
03052525	25	0.339	8.6	75
03052725	27	0.339	8.6	80
03053025	30	0.350	8.9	88
03053225	32	0.362	9.2	93
03053625	36	0.394	10.0	110
03054025	40	0.417	10.6	122
03054425	44	0.437	11.1	129
03054825	48	0.445	11.3	138
03055025	50	0.457	11.6	144
03055225	52	0.457	11.6	149
03055625	56	0.469	11.9	159
03056125	61	0.484	12.3	171

item no.	no. of conductors	nominal outer- ϕ inch	mm	cable weight ≈ lbs/mft
▶ 22 AWG (≈7/30) • 0.34 mm ²				
03050234	2	0.157	4.0	15
03050334	3	0.165	4.2	18
03050434	4	0.181	4.6	22
03050534	5	0.197	5.0	28
03050634	6	0.217	5.5	33
03050734	7	0.217	5.5	34
03050834	8	0.256	6.5	45
03051034	10	0.280	7.1	48
03051234	12	0.287	7.3	56
03051434	14	0.311	7.9	66
03051634	16	0.327	8.3	75
03051834	18	0.346	8.8	83
03052034	20	0.362	9.2	92
03052134	21	0.394	10.0	103
03052434	24	0.417	10.6	111
03052534	25	0.425	10.8	114
03052734	27	0.425	10.8	122
03053034	30	0.441	11.2	132
03053234	32	0.457	11.6	141
03053634	36	0.476	12.1	157
03054034	40	0.508	12.9	175
03054434	44	0.531	13.5	186
03054834	48	0.539	13.7	200
03055234	52	0.571	14.5	224
03055634	56	0.587	14.9	239
03056134	61	0.606	15.4	257

Continued on next page

DATA & SENSOR CABLES



LiYY Multi-conductor signal and control cable DIN Color code



Marking for LiYY 03053614:

SAB BRÖCKSKES · D-VIERSEN · LiYY 36 x 0.14 mm² CE

LiYY is an unshielded, multi-conductor signal and control cable recommended for use in European designed computer, data transmission and office equipment, process control and instrumentation.

Construction:

Conductor:	bare copper strands with reference to DIN VDE 0812
Insulation:	PVC, YI2 acc. to DIN VDE 0207 part 4
Color code:	with reference to DIN 47100
Stranding:	in layers
Jacket material:	PVC, YM1 acc. to DIN VDE 0207 part 5
Jacket color:	gray

Outstanding features:

- flexible
- small outer diameter
- small bending radius

Technical data:

Peak operating voltage:	< 24 AWG = max. 350 V ≥ 24 AWG = max. 500 V
Testing voltage:	1500 V
Min. bending radius	
<i>fixed installation:</i>	5 x O.D.
<i>free movement:</i>	10 x O.D.
Capacitance:	see page O/9
Radiation resistance:	8 x 10 ⁷ cJ/kg
Temperature range	
<i>static:</i>	-30/+70°C
<i>flexible:</i>	-5/+70°C
Burning characteristics:	flame retardant and self-extinguishing acc. to IEC 60332-1-2 + EN 60332-1-2
Oil resistance:	acc. to internal standard, see page O/28
Chemical resistance:	see page O/10
Absence of harmful substances:	acc. to RoHS directive of the European Union see page O/29

item no.	no. of conductors	nominal outer- inch	outer- mm	cable weight ≈ lbs/mft
▶ 20 AWG (≈ 16/32) • 0.50 mm²				
03050250	2	0.169	4.3	18
03050350	3	0.177	4.5	22
03050450	4	0.193	4.9	27
03050550	5	0.213	5.4	34
03050650	6	0.240	6.1	42
03050750	7	0.240	6.1	44
03050850	8	0.280	7.1	56
03051050	10	0.311	7.9	62
03051250	12	0.319	8.1	71
03051450	14	0.335	8.5	81
03051650	16	0.354	9.0	92
03051850	18	0.374	9.5	102
03052050	20	0.409	10.4	120
03052150	21	0.429	10.9	127
03052450	24	0.453	11.5	136
03052550	25	0.461	11.7	141
03052750	27	0.461	11.7	150
03053050	30	0.476	12.1	164
03053250	32	0.496	12.6	175
03053650	36	0.516	13.1	195
03054050	40	0.571	14.5	226
03054450	44	0.594	15.1	241
03054850	48	0.602	15.3	258
03055250	52	0.618	15.7	277
03055650	56	0.638	16.2	297
03056150	61	0.657	16.7	319

item no.	no. of conductors	nominal outer- inch	outer- mm	cable weight ≈ lbs/mft
▶ 19 AWG (≈ 23/32) • 0.75 mm²				
03050275	2	0.193	4.9	25
03050375	3	0.205	5.2	30
03050475	4	0.232	5.9	39
03050575	5	0.252	6.4	48
03050675	6	0.276	7.0	56
03050775	7	0.276	7.0	60
03050875	8	0.327	8.3	78
03051075	10	0.358	9.1	85
03051275	12	0.370	9.4	98
03051475	14	0.406	10.3	118
03051675	16	0.425	10.8	133
03051875	18	0.449	11.4	149
03052175	21	0.492	12.5	175
03052475	24	0.524	13.3	188
03052775	27	0.535	13.6	208
03053075	30	0.571	14.5	236
03053275	32	0.591	15.0	252
03053675	36	0.614	15.6	280

item no.	no. of conductors	nominal outer- inch	outer- mm	cable weight ≈ lbs/mft
▶ 18 AWG (≈ 30/32) • 1.00 mm²				
03050280	2	0.201	5.1	29
03050380	3	0.213	5.4	36
03050480	4	0.240	6.1	47
03050580	5	0.264	6.7	58
03050680	6	0.287	7.3	69
03050780	7	0.287	7.3	74
▶ 16 AWG (≈ 27-29/30) • 1.50 mm²				
03050285	2	0.220	5.6	36
03050385	3	0.240	6.1	47
03050485	4	0.264	6.7	58
03050585	5	0.303	7.7	77
03050685	6	0.331	8.4	91
03050785	7	0.331	8.4	98

Other dimensions and colors are possible on request.

DATA & SENSOR CABLES

LiYCY Multi-conductor signal and control cable overall tinned copper braid DIN Color code



Marking for LiYCY 03150714:
SAB BRÖCKSKES · D-VIERSEN · LIYCY 7 x 0.14 mm² CE

LiYCY is a shielded, multi-conductor signal and control cable recommended for use in European designed computer, data transmission and office equipment, process control and instrumentation, where additional EMI protection is required.

Construction:

Conductor:	bare copper strands with reference to DIN VDE 0812
Insulation:	PVC, YI2 acc. to DIN VDE 0207 part 4
Color code:	with reference to DIN 47100
Stranding:	in layers
Wrapping:	PETP foil
Screen:	tinned copper braiding
Jacket material:	PVC, YM1 acc. to DIN VDE 0207 part 5
Jacket color:	gray

Outstanding features:

- good EMC characteristics
- flexible
- small outer diameter
- small bending radius

Technical data:

Peak operating voltage:	< 24 AWG = max. 350 V ≥ 24 AWG = max. 500 V
Testing voltage:	conductor/conductor 1500 V conductor/screen 1200 V
Min. bending radius	
fixed installation:	5 x O.D.
free movement:	10 x O.D.
Capacitance:	see page O/9
Radiation resistance:	8 x 10 ⁷ cJ/kg
Temperature range	
static:	-30/+70°C
flexible:	-5/+70°C
Burning characteristics:	flame retardant and self-extinguishing acc. to IEC 60332-1-2 + EN 60332-1-2
Oil resistance:	acc. to internal standard, see page O/28
Chemical resistance:	see page O/10
Absence of harmful substances:	acc. to RoHS directive of the European Union see page O/29

item no.	no. of conductors	nominal outer- ϕ inch	nominal outer- ϕ mm	cable weight \approx lbs/mft
▶ 26 AWG (\approx18/38) • 0.14 mm²				
03150214	2	0.142	3.6	12
03150314	3	0.150	3.8	14
03150414	4	0.157	4.0	16
03150514	5	0.169	4.3	19
03150614	6	0.181	4.6	22
03150714	7	0.181	4.6	22
03150814	8	0.213	5.4	30
03151014	10	0.228	5.8	32
03151214	12	0.244	6.2	37
03151414	14	0.252	6.4	41
03151614	16	0.264	6.7	46
03151814	18	0.276	7.0	50
03152014	20	0.287	7.3	55
03152114	21	0.299	7.6	58
03152414	24	0.315	8.0	62
03152514	25	0.339	8.6	69
03152714	27	0.339	8.6	71
03153014	30	0.346	8.8	78
03153214	32	0.358	9.1	82
03153614	36	0.370	9.4	89
03154014	40	0.394	10.0	99
03154414	44	0.417	10.6	113
03154814	48	0.425	10.8	119
03155014	50	0.433	11.0	123
03155214	52	0.433	11.0	126
03155614	56	0.445	11.3	136
03156114	61	0.457	11.6	143

item no.	no. of conductors	nominal outer- ϕ inch	nominal outer- ϕ mm	cable weight \approx lbs/mft
▶ 24 AWG (\approx14/34) • 0.25 mm²				
03150125	1	0.106	2.7	9
03150225	2	0.154	3.9	15
03150325	3	0.161	4.1	17
03150425	4	0.173	4.4	21
03150525	5	0.193	4.9	26
03150625	6	0.209	5.3	30
03150725	7	0.209	5.3	31
03150825	8	0.240	6.1	40
03150925	9	0.256	6.5	45
03151025	10	0.260	6.6	44
03151225	12	0.268	6.8	49
03151425	14	0.280	7.1	54
03151525	15	0.291	7.4	60
03151625	16	0.291	7.4	61
03151825	18	0.307	7.8	69
03152025	20	0.335	8.5	79
03152125	21	0.346	8.8	84
03152425	24	0.366	9.3	89
03152525	25	0.374	9.5	93
03152725	27	0.374	9.5	97
03153025	30	0.386	9.8	106
03153225	32	0.398	10.1	112
03153625	36	0.421	10.7	131
03154025	40	0.445	11.3	146
03154425	44	0.465	11.8	154
03154825	48	0.488	12.4	171
03155025	50	0.500	12.7	176
03155225	52	0.500	12.7	181
03155625	56	0.512	13.0	194
03156125	61	0.528	13.4	206

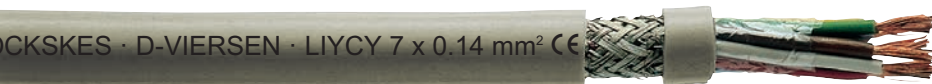
item no.	no. of conductors	nominal outer- ϕ inch	nominal outer- ϕ mm	cable weight \approx lbs/mft
▶ 22 AWG (\approx7/30) • 0.34 mm²				
03150234	2	0.177	4.5	19
03150334	3	0.193	4.9	24
03150434	4	0.209	5.3	29
03150534	5	0.224	5.7	35
03150634	6	0.252	6.4	43
03150734	7	0.252	6.4	44
03150834	8	0.283	7.2	54
03151034	10	0.307	7.8	60
03151234	12	0.315	8.0	67
03151434	14	0.346	8.8	81
03151634	16	0.362	9.2	90
03151834	18	0.382	9.7	101
03152034	20	0.398	10.1	110
03152134	21	0.421	10.7	124
03152434	24	0.445	11.3	134
03152734	27	0.453	11.5	145
03153034	30	0.469	11.9	157
03153234	32	0.500	12.7	173
03153634	36	0.520	13.2	192
03154034	40	0.551	14.0	212
03154234	42	0.551	14.0	219
03154434	44	0.575	14.6	224
03154834	48	0.583	14.8	239
03155034	50	0.622	15.8	270
03155234	52	0.622	15.8	277
03155634	56	0.638	16.2	294
03156134	61	0.657	16.7	312

Continued on next page

DATA & SENSOR CABLES



LIYCY Multi-conductor signal and control cable overall tinned copper braid DIN Color code



Marking for LIYCY 03150714:
SAB BRÖCKSKES · D-VIERSEN · LIYCY 7 x 0.14 mm² CE

LIYCY is a shielded, multi-conductor signal and control cable recommended for use in European designed computer, data transmission and office equipment, process control and instrumentation, where additional EMI protection is required.

Construction:

Conductor:	bare copper strands with reference to DIN VDE 0812
Insulation:	PVC, YI2 acc. to DIN VDE 0207 part 4
Color code:	with reference to DIN 47100
Stranding:	in layers
Wrapping:	PETP foil
Screen:	tinned copper braiding
Jacket material:	PVC, YM1 acc. to DIN VDE 0207 part 5
Jacket color:	gray

Outstanding features:

- good EMC characteristics
- flexible
- small outer diameter
- small bending radius

Technical data:

Peak operating voltage:	< 24 AWG = max. 350 V ≥ 24 AWG = max. 500 V
Testing voltage:	conductor/conductor 1500 V conductor/screen 1200 V
Min. bending radius	
fixed installation:	5 x O.D.
free movement:	10 x O.D.
Capacitance:	see page O/9
Radiation resistance:	8 x 10 ⁷ cJ/kg
Temperature range	
static:	-30/+70°C
flexible:	-5/+70°C
Burning characteristics:	flame retardant and self-extinguishing acc. to IEC 60332-1-2 + EN 60332-1-2
Oil resistance:	acc. to internal standard, see page O/28
Chemical resistance:	see page O/10
Absence of harmful substances:	acc. to RoHS directive of the European Union see page O/29

item no.	no. of conductors	nominal outer-ø inch	mm	cable weight ≈ lbs/mft
▶ 20 AWG (≈ 16/32) • 0.50 mm²				
03150150	1	0.126	3.2	13
03150250	2	0.197	5.0	24
03150350	3	0.205	5.2	28
03150450	4	0.220	5.6	34
03150550	5	0.248	6.3	43
03150650	6	0.268	6.8	50
03150750	7	0.268	6.8	52
03150850	8	0.307	7.8	67
03151050	10	0.346	8.8	77
03151250	12	0.354	9.0	86
03151450	14	0.370	9.4	96
03151650	16	0.390	9.9	109
03151850	18	0.417	10.6	128
03152050	20	0.437	11.1	140
03152150	21	0.457	11.6	151
03152450	24	0.496	12.6	167
03152550	25	0.504	12.8	172
03152750	27	0.504	12.8	181
03153050	30	0.520	13.2	197
03153250	32	0.539	13.7	209
03153650	36	0.559	14.2	231
03154050	40	0.622	15.8	280
03154250	42	0.622	15.8	288
03155050	50	0.669	17.0	327
03155250	52	0.669	17.0	336
03156150	61	0.709	18.0	380

item no.	no. of conductors	nominal outer-ø inch	mm	cable weight ≈ lbs/mft
▶ 19 AWG (≈ 23/32) • 0.75 mm²				
03150175	1	0.138	3.5	15
03150275	2	0.220	5.6	30
03150375	3	0.240	6.1	38
03150475	4	0.260	6.6	46
03150575	5	0.280	7.1	56
03150675	6	0.303	7.7	67
03150775	7	0.303	7.7	69
03150875	8	0.362	9.2	91
03151075	10	0.394	10.0	101
03151275	12	0.413	10.5	123
03151475	14	0.433	11.0	136
03151675	16	0.453	11.5	155
03151875	18	0.488	12.4	177
03152175	21	0.535	13.6	206
03152475	24	0.567	14.4	224
03152775	27	0.579	14.7	244
03153075	30	0.622	15.8	288
03153275	32	0.642	16.3	304
03153675	36	0.665	16.9	333

item no.	no. of conductors	nominal outer-ø inch	mm	cable weight ≈ lbs/mft
▶ 18 AWG (≈ 30/32) • 1.00 mm²				
03150180	1	0.142	3.6	17
03150280	2	0.228	5.8	34
03150380	3	0.248	6.3	43
03150480	4	0.268	6.8	53
03150580	5	0.291	7.4	65
03150680	6	0.315	8.0	76
03150780	7	0.315	8.0	81
▶ 16 AWG (≈ 27-29/30) • 1.50 mm²				
03150185	1	0.150	3.8	21
03150285	2	0.256	6.5	46
03150385	3	0.268	6.8	53
03150485	4	0.291	7.4	66
03150585	5	0.339	8.6	88
03150685	6	0.366	9.3	104
03150785	7	0.366	9.3	110

Other dimensions and colors are possible on request.

DATA & SENSOR CABLES

LIYCY (B) TP Multi-pair signal and control cable overall tinned copper braid DIN Color code



Marking for LIYCY (B) TP 03450325:
SAB BRÖCKSKES · D-VIERSEN · LIYCY (B) TP 3 x 2 x 0.25 mm² CE

LIYCY (B) TP is a shielded, multi-pair signal and control cable recommended for use in European designed computers, data transmission and office equipment, process controls and instrumentation, where additional EMI protection is required. Twisting the conductors in special paired assemblies provides interference suppression in analog or digital signals.

Construction:

Conductor:	bare copper strands with reference to DIN VDE 0812
Insulation:	PVC, Y12 acc. to DIN VDE 0207 part 4
Color code:	with reference to DIN 47100
Stranding:	conductors twisted to pairs, pairs in layers
Wrapping:	PETP foil
Screen:	tinned copper braiding with a tinned copper drain wire (22 AWG)
Jacket material:	PVC, YM1 acc. to DIN VDE 0207 part 5
Jacket color:	gray

Outstanding features:

- good EMC characteristics
- flexible
- small outer diameter
- small bending radius

Technical data:

Peak operating voltage:	< 24 AWG = max. 350 V ≥ 24 AWG = max. 500 V
Testing voltage:	conductor/conductor 1500 V conductor/screen 1200 V
Min. bending radius	
<i>fixed installation:</i>	5 x O.D.
<i>free movement:</i>	10 x O.D.
Capacitance:	see page O/9
Radiation resistance:	8 x 10 ⁷ cJ/kg
Temperature range	
<i>static:</i>	-30/+70°C
<i>flexible:</i>	-5/+70°C
Burning characteristics:	flame retardant and self-extinguishing acc. to IEC 60332-1-2 + EN 60332-1-2
Oil resistance:	acc. to internal standard, see page O/28
Chemical resistance:	see page O/10
Absence of harmful substances:	acc. to RoHS directive of the European Union see page O/29

item no.	no. of pairs	nominal outer- ϕ inch	nominal outer- ϕ mm	cable weight \approx lbs/mft
▶ 26 AWG (\approx18/38) • 0.14 mm²				
03450214	2	0.205	5.2	23
03450314	3	0.224	5.7	28
03450414	4	0.256	6.5	36
03450514	5	0.276	7.0	40
03450614	6	0.283	7.2	46
03450814	8	0.307	7.8	54
03451014	10	0.350	8.9	67
03451214	12	0.382	9.7	75
03451614	16	0.413	10.5	91
03451814	18	0.437	11.1	107
03452014	20	0.437	11.1	110
03452414	24	0.504	12.8	136
03452514	25	0.504	12.8	139
03452814	28	0.516	13.1	149
03453014	30	0.543	13.8	159
03453614	36	0.575	14.6	185
03454014	40	0.587	14.9	199
03454414	44	0.642	16.3	234
03455214	52	0.669	17.0	261
03456114	61	0.720	18.3	298

item no.	no. of pairs	nominal outer- ϕ inch	nominal outer- ϕ mm	cable weight \approx lbs/mft
▶ 24 AWG (\approx14/34) • 0.25 mm²				
03450225	2	0.224	5.7	28
03450325	3	0.252	6.4	37
03450525	4	0.283	7.2	45
03450625	6	0.311	7.9	57
03450825	8	0.354	9.0	73
03451025	10	0.386	9.8	89
03451225	12	0.429	10.9	108
03451625	16	0.469	11.9	131
03451825	18	0.500	12.7	149
03452425	24	0.559	14.2	181
▶ 22 AWG (\approx7/30) • 0.34 mm²				
03450234	2	0.268	6.8	38
03450334	3	0.291	7.4	48
03450434	4	0.346	8.8	67
03450534	5	0.374	9.5	78
03450634	6	0.382	9.7	86
03450834	8	0.417	10.6	97
03451234	12	0.528	13.4	151
03451634	16	0.575	14.6	188
03451834	18	0.594	15.1	206
03452434	24	0.693	17.6	279

item no.	no. of pairs	nominal outer- ϕ inch	nominal outer- ϕ mm	cable weight \approx lbs/mft
▶ 20 AWG (\approx16/32) • 0.50 mm²				
03450250	2	0.283	7.2	44
03450350	3	0.311	7.9	56
03450450	4	0.370	9.4	75
03450650	6	0.409	10.4	98
03450850	8	0.429	10.9	112
03451050	10	0.520	13.2	154
03451250	12	0.567	14.4	180
03451650	16	0.642	16.3	247
03451850	18	0.665	16.9	268
03452050	20	0.665	16.9	281
03452450	24	0.748	19.0	330
▶ 19 AWG (\approx23/32) • 0.75 mm²				
03450275	2	0.335	8.5	62
03450375	3	0.370	9.4	75
03450475	4	0.429	10.9	101
03450675	6	0.492	12.5	146
03451275	12	0.673	17.1	259
03451675	16	0.732	18.6	324
03451875	18	0.760	19.3	360
03452475	24	0.858	21.8	444


Other dimensions and colors are possible on request.

DATA & SENSOR CABLES



LIYDY-CY TP Multi-pair signal and control cable overall tinned copper braid DIN Color code

D-VIERSEN · LIYDY-CY TP 4 x 2 x 0.25 mm² CE



Marking for LIYDY-CY TP 03410425:

SAB BRÖCKSKES · D-VIERSEN · LIYDY-CY TP 4 x 2 x 0.25 mm² CE

LIYDY-CY TP is a multi-pair each with an individual spiral shield and overall tinned copper braided shield and jacketed signal and control cable recommended for use in European designed computer, data transmission and office equipment, process control and instrumentation, where maximum EMI protection is required. Twisting the conductors in paired assemblies provides interference suppression in analog or digital signals. The additional braiding on the individual pairs prevents interference between transmission circuits.

Construction:

Conductor:	bare copper strands with reference to DIN VDE 0812
Insulation:	PVC, YI2 acc. to DIN VDE 0207 part 4
Color code:	with reference to DIN 47100
Stranding:	2 conductors together (twisted to pairs)
Screen:	wrapped pair-wise with tinned copper spiral wires
Inner jacket:	pair-wise PVC, YM1 acc. to DIN VDE 0207 part 5
Stranding:	pairs in concentric layers
Wrapping:	PETP foil
Screen:	tinned copper braiding with a tinned copper drain wire (equal to conductor section)
Jacket material:	PVC, YM1 acc. to DIN VDE 0207 part 5
Jacket color:	gray

Outstanding features:

- very good EMC characteristics
- flexible

Technical data:

Peak operating voltage:	< 24 AWG = max. 350 V ≥ 24 AWG = max. 500 V
Testing voltage:	conductor/conductor 1500 V conductor/screen 1200 V
Min. bending radius	
fixed installation:	5 x O.D.
free movement:	10 x O.D.
Capacitance:	see page O/9
Radiation resistance:	8 x 10 ⁷ cJ/kg
Temperature range	
static:	-30/+70°C
flexible:	-5/+70°C
Burning characteristics:	flame retardant and self-extinguishing acc. to IEC 60332-1-2 + EN 60332-1-2
Oil resistance:	acc. to internal standard, see page O/28
Chemical resistance:	see page O/10
Absence of harmful substances:	acc. to RoHS directive of the European Union see page O/29

item no.	no. of pairs	nominal outer- inch	outer- mm	cable weight ≈ lbs/mft	item no.	no. of pairs	nominal outer- inch	outer- mm	cable weight ≈ lbs/mft	item no.	no. of pairs	nominal outer- inch	outer- mm	cable weight ≈ lbs/mft					
▶ 26 AWG (≈18/38) • 0.14 mm ²					▶ 22 AWG (≈7/30) • 0.34 mm ²					▶ 20 AWG (≈ 16/32) • 0.50 mm ²									
03410214	2	0.319	8.1	55	03410234	2	0.417	10.6	89	03410250	2	0.425	10.8	95					
03410314	3	0.362	9.2	75	03410334	3	0.441	11.2	102	03410350	3	0.441	11.2	112					
03410414	4	0.390	9.9	85	03410434	4	0.480	12.2	133	03410450	4	0.528	13.4	157					
03410614	6	0.465	11.8	126	03410634	6	0.575	14.6	188	03410650	6	0.591	15.0	216					
03410814	8	0.543	13.8	165	03410834	8	0.673	17.1	257	03410850	8	0.717	18.2	291					
03411014	10	0.583	14.8	200	03411034	10	0.724	18.4	288	03411050	10	0.783	19.9	339					
03411214	12	0.614	15.6	222	03411234	12	0.740	18.8	319	03411250	12	0.819	20.8	373					
03411414	14	0.618	15.7	237	03411434	14	0.811	20.6	386	03411450	14	0.843	21.4	408					
03411614	16	0.681	17.3	279	03411634	16	0.823	20.9	421	03411650	16	0.909	23.1	468					
03412414	24	0.803	20.4	384	03412434	24	0.976	24.8	572	03412450	24	1.043	26.5	645					
▶ 24 AWG (≈14/34) • 0.25 mm ²																			
03410225	2	0.331	8.4	62															
03410325	3	0.370	9.4	82															
03410425	4	0.457	11.6	118															
03410625	6	0.547	13.9	162															
03410825	8	0.594	15.1	210															
03411025	10	0.650	16.5	238															
03411225	12	0.665	16.9	261															
03411425	14	0.685	17.4	286															
03411625	16	0.736	18.7	323															
03412425	24	0.933	23.7	476															

Other dimensions and colors are possible on request.

DATA & SENSOR CABLES

S 355 PUR sensor cable, reticulated by irradiation



Marking for S 355 03559037:

SAB BRÖCKSKES · D-VIERSEN · Li9Y11Y 03559037 UL AWM Style 21198 80°C 300V CE

S 355 is a multi-conductor sensor cable with a polyurethane jacket. It has a color coded TPE insulation designed for sensor applications.

Construction:

Conductor:	bare copper strands, fine wires
Insulation:	TPE, thermoplastic material on basis of TPE-E 03559037: PP
Insulation:	TPE, thermoplastic material on basis of TPE-E
Color code:	3 cores 22 AWG: brown, black, blue 4 cores 22 AWG: white, blue, black, brown 20 AWG: green-yellow
Stranding:	specially adjusted layering
Wrapping:	non-woven tape
Jacket material:	PUR, reticulated by irradiation
Jacket color:	orange or black

Outstanding features:

- flexible installation
- reticulated by irradiation
- high abrasion resistance
- halogen-free
- free from paint wetting disruptive substances (LABS - free)
- suitable for cable tracks

Technical data:

Peak operating voltage:	max. 500 V (AC) 03559037: max. 300 V
Voltage UL:	03559037: 300 V
Testing voltage:	conductor/conductor 2000 V
Min. bending radius	03559037:
<i>fixed installation:</i>	5 x O.D. 5 x O.D.
<i>free movement:</i>	7.5 x O.D. 10 x O.D.
Capacitance:	see page O/9
Radiation resistance:	8 x 10 ⁷ cJ/kg
Temperature range	03559037:
<i>static:</i>	-50/+105°C -50/+90°C
<i>flexible:</i>	-40/+105°C -50/+90°C
Oil resistance:	very good - TMPU acc. to DIN VDE 0282 part 10 + HD 22.10
Chemical resistance:	good against acids, alkalines, solvents, hydraulic liquids etc.
Absence of harmful substances:	acc. to RoHS directive of the European Union see page O/29

F
13

item no.	no. of conductors	nominal cross section AWG	jacket color	nominal outer-ø inch	nominal outer-ø mm	cable weight ≈ lbs/mft	ohmic resistance at 20°C max. Ω/km
▶ 03559026	4	22	orange	0.189	4.8 ± 0.2	21	56.0
▶ 03559025	3	22	orange	0.189	4.8 ± 0.2	19	56.0
▶ 03559027	4	22	orange	0.205	5.2 ± 0.2	27	56.0
	1	20					38.0
▶ 03559037	4	22	black	0.193	4.9 ± 0.2	22	56.0

Other dimensions and colors are possible on request.