

SAB CABLES FOR AUTOMATION


THE RIGHT SOLUTION FOR EVERY APPLICATION

CATLine



FLEXIBLE CONTROL · CONTINUOUS FLEX  
SILICONE · TORSION · TRAY · VFD · DATA  
SERVO MOTOR · EUROPEAN STYLE · BUS/CAT  
HALOGEN-FREE · REELING · SPECIAL CUSTOM





TRADITIONAL  
FAMILY BUSINESS  
SINCE 1947

# Profinet-CAT 5



S PN 667 Profinet CAT 5 Typ C 2x2x22AWG CE



Marking for S PN 667:  
SAB BRÖCKSKES · D-VIERSEN · S PN 667 Profinet CAT 5 Typ C 2x2x22AWG CE

SAB has a full line of Profinet/CAT 5 cables for various applications. We offer stationary, flexible and continuous flex cables. Also included are torsion, reeling and halogen-free. For industrial areas, a PUR jacket is recommended for improved abrasion and oil resistance. Profinet and CAT 5 cables are designed for data rates of 1-100 Mhz.

P/N	Type	dimensions AWG (stranding, copper)	nominal outer-ø		cable weight lbs/mft	ohmic resistance at 20°C acc. to VDE 0812 max. Ω/km
			inch	mm		
6552202	Type A	22/2pr (solid, BC)	0.232	5.9	34	58.0
6612202	Type B	22/2pr (7/30, BC)	0.260	6.6	47	58.0
6792604	Type B	26/4pr (7/34,TC)	0.287	7.3	38	148.0
6679001	Type C	22/2pr (19/34,TC)	0.256	6.5	38	58.8
6689010	Type C	22/2pr(19/TC) + 16/4c(84/BC)	0.394	10.0	106	58.0 / 13.3
6762404	Type C	24/4pr (19/36,TC)	0.327	8.3	53	145.0
6812604	Type C	26/4pr (19/38, TC)	0.283	7.2	39	145.0
6689001	Torsion	22/2pr (19/34,TC)	0.276	7.0	42	58.0
6892202	Reeling	22/2pr (19/34,TC)	0.307	7.8	52	58.8

## Construction:

	PN 655 Type A <i>stationary</i>	PN 661 Type B <i>flexible</i>	PN 679 Type B <i>flexible</i>	S PN 667 Type C <i>flexing</i>	S PN 668 Type C <i>flexing hybrid</i>	S PN 676 Type C <i>flexing</i>	S PN 681 Type C <i>flexing</i>	RT PN 668 <i>torsion</i>	DR PN 689 P <i>reeling</i>
Insulation:	PE, L/MD*		special polymer	SABIX®/TPE	SABIX®		PE	SABIX®	
Color code:	code #1	code #1	code #2	code #1	code #3	code #2	code #2	code #1	code #1
Wrapping:	PETP tape			non-woven tape			woven tape	PETP tape	
Inner jacket:	-	thermoplastic	-	thermoplastic	SABIX®	-	-	-	SABIX®
Wrapping:	aluminum foil tape								
Shield:	tinned copper braid								
Wrapping:	non-woven tape								
Outer jacket:	PVC	SABIX®	-	-	-	PUR	-	-	PUR†
Jacket color:	green (similar to RAL 6018)								

\* L/MD acc. to DIN VDE 0819 part 103

† Jacket is re-inforced PUR/supporting braid/PUR

## Technical data:

	PN 655 Type A <i>stationary</i>	PN 661 Type B <i>flexible</i>	PN 679 Type B <i>flexible</i>	S PN 667 Type C <i>flexing</i>	S PN 668 Type C <i>flexing hybrid</i>	S PN 676 Type C <i>flexing</i>	S PN 681 Type C <i>flexing</i>	RT PN 668 <i>torsion</i>	DR PN 689 P <i>reeling</i>
Approvals:	UL AWM, CE		CE	UL & CSA AWM, CE	UL AWM, CE	UL & CSA AWM, CE	CE		
Peak operating voltage VDE:	max. 350 V								
Voltage UL:	300 V		-	300 V			-		
Test voltage:	conductor/conductor 1500 V - conductor/shield 1200 V								
Temperature range VDE	UL: up to +80°C	UL: up to +75°C	UL: up to +75°C	UL: up to +80°C	UL: up to +80°C	UL: up to +80°C	UL: up to +80°C	UL: up to +80°C	UL: up to +80°C
fixed:	-30°C to +70°C	-40°C to +70°C	-40°C to +70°C	-40°C to +70°C	-40°C to +70°C	-40°C to +90°C	-40°C to +90°C	-40°C to +70°C	-40°C to +90°C
flexible:	-5°C to +70°C	-30°C to +70°C	-40°C to +70°C	-30°C to +70°C	-30°C to +70°C	-30°C to +90°C	-30°C to +90°C	-30°C to +70°C	-30°C to +90°C
Minimum bend radius									
fixed:	5 x O.D.	5 x O.D.	5 x O.D.	5 x O.D.	5 x O.D.	5 x O.D.	5 x O.D.	5 x O.D.	5 x O.D.
flexible:	12 x O.D.		10 x O.D.	10 x O.D.	10 x O.D.	10 x O.D.	10 x O.D.	10 x O.D.	10 x O.D.
flexing (torsion angle):				15 x O.D.	12 x O.D.	12 x O.D.	12 x O.D.	(± 180°/m)	12 x O.D.
Characteristic impedance:	100Ω ± 5Ω		100Ω ± 10Ω	120Ω ± 5Ω	120Ω ± 5Ω		100Ω ± 10Ω		
	x Ω ± x Ω meets the electrical & transmission requirements with high frequency acc. to EN 50288-2-2 (CAT 5 acc. to EN 50173-1)								
Data rate:	1 - 100 MHz								
Zero halogen:	acc. To DIN VDE 0472 part 815 + IEC 60754-1								
Oil resistance:	yes <sup>1</sup>	-	TMPU acc. to DIN VDE 0282 part 10 + HD 22.10						yes <sup>2</sup>
RoHS	yes - acc. to RoHS directive of the European Union								

<sup>1</sup>Oil resistance acc. to internal standard. Please refer to full line catalog for more details.

<sup>2</sup>TMPU acc. to EN 50363-10-2

## Color codes:

code #1	blue, yellow, white, orange
code #2	blue/white #1, orange/white #2, green/white #3, brown/white #4
code #3	blue, yellow, white, orange + 4 black #d
code #4	orange/white-orange, green/white-green
code #5	blue/white-blue, orange/white-orange, green/white-green, brown/white-brown
code #6	blue/white-blue, orange/white-orange, green-white/green, brown/white-brown + 4 black #d



# CAT 5e



SABIX® R 660 FRNC CAT 5e 2x2x22AWG CE

Marking for SABIX® R 660 FRNC CAT 5e 66602202:  
SAB BRÖCKSKES - D-VIERSEN · SABIX® R 660 FRNC CAT 5e 2x2x22AWG CE

SAB has flexible CAT5e cables with PLTC-ER, CMG and UL AWM 600V. Also included are LSZH cables for the rail industry that meet DIN standards and shipboard meeting ABS. CAT5e cables are designed for data rates of 1-250 Mhz.

P/N	Application	dimensions		cable weight≈ lbs/mft
		AWG (stranding, copper)	nominal outer-ø inch   mm	
6752202	flexible	22/2pr (7/30, TC)	0.310   7.9	45
6752204	flexible	22/4pr (7/30, TC)	0.330   8.4	59
66602402	Rail	24/2pr (19/36, TC)	0.240   6.1	42
66602202	Rail	22/2pr (7/30, TC)	0.264   6.7	47
15679002	Rail	24/2pr (14/34, BC)	0.205   5.2	28
15679004	Rail	22/2pr (7/30, BC)	0.232   5.9	35
15479001	Shipboard	24/2pr (7/32, BC)	0.224   5.7	32
15479002	Shipboard	22/2pr (7/30, BC)	0.252   6.4	41
15474621	Shipboard	26/4pr (7/34, BC)	0.287   7.3	43

## Construction:

	PN 675 <i>stationary</i>	PN 675 <i>flexible</i>	SABIX® R 660 FRNC Rail	SABIX® R 660 FRNC Rail	CATLine CAT 5e R Rail	CATLine CAT 5e R Rail	CATLine CAT 5e BL Shipboard	CATLine CAT 5e BL Shipboard
<b>Part number</b>	6752202	6752204	66602402	66602202	15679002	15679004	15479001 & 15479002	15474621
<b>Insulation:</b>	Polyolefin	PFA/PP	PE	PE	PE	PE	special polymer	
<b>Color code:</b>	code #4	code #5	code #1				code #5	
<b>Wrapping:</b>	Polyester tape	Polyester tape	PETP tape				-	
<b>Inner jacket:</b>	-	-	SABIX®				-	
<b>Wrapping:</b>	aluminum foil tape							
<b>Shield:</b>	24 AWG (7/32) TC drain wire		tinned copper braid					
<b>Wrapping:</b>	-							
<b>Outer jacket:</b>	PVC		SABIX®				special SABIX®	
<b>Jacket color:</b>	Teal		Green (similar to RAL 6018)				Black (RAL 9005)	

\* L/MD acc. to DIN VDE 0819 part 103

## Technical data:

	PN 675 <i>stationary</i>	PN 675 <i>flexible</i>	SABIX® R 660 FRNC Rail	SABIX® R 660 FRNC Rail	CATLine CAT 5e R Rail	CATLine CAT 5e R Rail	CATLine CAT 5e BL Shipboard	CATLine CAT 5e BL Shipboard
<b>Approvals:</b>	UL CMR, PLTC-ER, AWM, c(UL) CMG		CE	CE	CE	CE	ABS & UL AWM	
<b>Peak operating voltage VDE:</b>	max. 350 V				max. 90 V			
<b>Voltage UL:</b>	600 V	600 V	-			300 V		
<b>Test voltage:</b>	conductor/conductor 1500 V - conductor/shield 1200 V							
<b>Temperature range VDE</b>	UL: up to +80°C		UL: up to +80°C		UL: up to +80°C		UL: up to +75°C	
<b>fixed:</b>	-40°C to +80°C	-40°C to +80°C	-40°C to +70°C	-40°C to +70°C	-40°C to +70°C	-40°C to +70°C	-40°C to +70°C	-40°C to +70°C
<b>flexible:</b>	-25°C to +80°C	-25°C to +80°C	-30°C to +70°C	-30°C to +70°C	-30°C to +70°C	-30°C to +70°C	-30°C to +70°C	-30°C to +70°C
<b>Minimum bend radius</b>								
<b>fixed:</b>	5 x O.D.	5 x O.D.	5 x O.D.	5 x O.D.	5 x O.D.	5 x O.D.	5 x O.D.	5 x O.D.
<b>flexible:</b>	10 x O.D.	10 x O.D.	12 x O.D.	12 x O.D.	12 x O.D.	12 x O.D.	10 x O.D.	10 x O.D.
<b>Characteristic impedance:</b>	100Ω ± 15Ω (0.722-100.0 MHz)		100Ω ± 10Ω <sup>1</sup>	100Ω ± 10Ω <sup>1</sup>	100Ω ± 10Ω <sup>1</sup>	100Ω ± 10Ω <sup>1</sup>	100Ω ± 10Ω <sup>1</sup>	100Ω ± 10Ω <sup>1</sup>
<b>Data rate:</b>	1 - 250 MHz							
<b>Zero halogen:</b>	-		acc. To DIN VDE 0472 part 815 + IEC 60754-1			yes <sup>2</sup>		acc. to IEC 60754-1 + IEC 60754-2
<b>Burning Characteristics:</b>	-		flame retardant and self-extinguishing acc. to IEC 60332-1 and EN 60332-1-2, no flame propagation acc. to IEC 60332-3-25, EN 60332-3-25 and EN 50266-2-5 for cable diameter > 6 mm < 12 mm			No flame propagation acc. to DIN EN 60332-3-25 + DIN EN 50305 section 9.1.1 + 9.1.2. Flame retardant and self-extinguishing acc. to DIN EN 60332-1-2		flame retardant and self-extinguishing acc. to IEC 60332-1-2 + EN 60332-1-2, no flame propagation acc. to IEC 60332-3-22 cat. A, UL Horizontal Flame Test FT2
<b>Smoke density:</b>	-		acc. to IEC 61034-1 and EN 61034-1, transluence > 60%			acc. to IEC 61034		
<b>Toxicity:</b>	-		FED <sub>100</sub> < 1 acc. to DIN EN 5510-2 appendix C 3.3			acc. to DIN EN 50305		-
<b>Oil resistance:</b>	Oil Res I		-					
<b>RoHS</b>	yes		yes - acc. to RoHS directive of the European Union					

<sup>1</sup> x Ω ± x Ω meets the electrical & transmission requirements with high frequency acc. to EN 50288-2-2 (CAT 5 acc. to EN 50173-1)

<sup>2</sup> acc. to DIN EN 50306-1 + DIN EN 50264-1. Development of HCl is ≤ 0,5% acc. to DIN EN 50267-2-1. pH-value is ≥ 4,3 acc. to DIN EN 50267-2-2. Conductivity is ≤ 10,0 μS/mm acc. to DIN EN 50267-2-2. Fluoric content ≤ 0,1% acc. to DIN EN 60684-2

## Color codes:


code #1	blue, yellow, white, orange
code #2	blue/white #1, orange/white #2, green/white #3, brown/white #4
code #3	blue, yellow, white, orange + 4 black #d
code #4	orange/white-orange, green/white-green
code #5	blue/white-blue, orange/white-orange, green/white-green, brown/white-brown
code #6	blue/white-blue, orange/white-orange, green-white/green, brown/white-brown + 4 black #d

# CAT 6



80°C 300V CSA AWM I/II A/B 80°C 300V FT2 CE

Marking for GE 691:  
SAB BROCKSKES · D-VIERSEN · GE 691 CAT6 Gigabit Ethernet Cable 4 x 2 x 26 AWG CE



SAB has a full line of CAT 6 cables for various applications. We offer flexible and continuous flex cables. Also included are torsion, reeling, rail and halogen-free options. For industrial areas, a PUR jacket is recommended for improved abrasion and oil resistance. CAT 6 cables are designed for data rates of 1-250 Mhz.

P/N	Application	dimensions AWG (stranding, copper)	nominal outer-ø		cable weight≈ lbs/mft
			inch	mm	
6912604	flexible	26/4pr (7/34, TC)	0.354	9.0	71
36962604	high temp	26/4pr (19/38, TC)	0.370	9.4	71
16774630	flexing	26/4pr (7/34, BC)	0.280	7.1	38
16874630	torsion	26/4pr (7/34, BC)	0.280	7.1	38
6949001	torsion	26/4pr(19/BC) + 18/4c(30/BC)	0.496	12.6	128
6982604	reeling	26/4pr (19/38, TC)	0.390	9.9	128
66912604	Rail	26/4pr (7/34, TC)	0.354	9.0	57

## Construction:

	GE 691 <i>flexible</i>	S GE 696 HT <i>high temp</i>	CATLine CAT 6 S <i>flexing</i>	CATLine CAT 6 RT <i>torsion</i>	RT GE 694 <i>hybrid torsion</i>	DR GE 698 P <i>reeling</i>	SABIX® R 691 FRNC <i>Rail</i>
Part number	6912604	36962604	16774630	16874630	6949001	6982604	66912604
Insulation:	PE	PFA	special polymer		FEP/TPE	SABIX®	PE
Color code:	code #2		code #5		code #6	code #2	code #2
Wrapping (pairs):	PETP/alu foil	alu foil	-		alu foil/braid	PETP/alu foil	PETP/alu foil
Wrapping:	non-woven tape	PETP tape	non-woven tape		-	non-woven tape	
Wrapping:	aluminum foil tape				-	aluminum foil tape	
Shield:	tinned copper braid				-	tinned copper braid	
Wrapping:	non-woven tape	-	non-woven tape		non-woven tape		
Outer jacket:	PUR	Besilen®	PUR		PUR	PUR*	SABIX®
Jacket color:	Green (similar to RAL 6018)				Black (RAL 9005)		Green

\* Jacket is re-reinforced, PUR/supporting braid/PUR

## Technical data:

	GE 691 <i>flexible</i>	S GE 696 HT <i>high temp</i>	CATLine CAT 6 S <i>flexing</i>	CATLine CAT 6 RT <i>torsion</i>	RT GE 694 <i>hybrid torsion</i>	DR GE 698 P <i>reeling</i>	SABIX® R 691 FRNC <i>Rail</i>
Approvals:	CE		UL & CSA AWM, CE			CE	
Peak operating voltage VDE:	max. 350 V		max. 90 V			max. 350 V	
Voltage UL:	-		300 V			-	
Test voltage:	conductor/conductor 1500 V - conductor/shield 1200 V						
Temperature range VDE			UL: up to +80°C	UL: up to +80°C			
fixed:	-40°C to +70°C	-40°C to +180°C	-40°C to +70°C	-40°C to +70°C	-50°C to +90°C	-40°C to +90°C	-40°C to +70°C
flexible:	-30°C to +70°C	-25°C to +180°C	-40°C to +70°C	-40°C to +70°C	-40°C to +90°C	-30°C to +90°C	-30°C to +70°C
Minimum bend radius							
fixed:	5 x O.D.	7.5 x O.D.	5 x O.D.	5 x O.D.	5 x O.D.	5 x O.D.	5 x O.D.
flexible:	10 x O.D.	10 x O.D.	10 x O.D.	10 x O.D.	10 x O.D.	12 x O.D.	12 x O.D.
flexing (torsion angle):	15 x O.D.		15 x O.D.	(± 180°/m)	(± 360°/m)	15 x O.D.	
Characteristic impedance:	100Ω ± 10Ω <sup>1</sup>	100Ω ± 10Ω <sup>1</sup>	100Ω ± 5Ω <sup>1</sup>	100Ω ± 5Ω <sup>1</sup>	100Ω ± 10Ω <sup>1</sup>	100Ω ± 10Ω <sup>1</sup>	100Ω ± 10Ω <sup>1</sup>
	<sup>1</sup> x Ω ± x Ω meets the electrical & transmission requirements with high frequency acc. to EN 50288-5-2						
Data rate:	1-250 MHz						
Zero halogen:	yes <sup>2</sup>	-	yes <sup>2</sup>		-	yes <sup>2</sup>	
Burning Characteristics:	-	-	yes <sup>3</sup>		-	-	yes <sup>4</sup>
Smoke density:							yes <sup>5</sup>
Toxicity:							yes <sup>6</sup>
Oil resistance:	yes <sup>7</sup>	-	TMPU acc. to EN 50363-10-2		yes <sup>7</sup>		-
Additional standards:							DIN 5510-2 <sup>8</sup>
RoHS	yes - acc. to RoHS directive of the European Union						

<sup>2</sup>acc. To DIN VDE 0472 part 815 + IEC 60754-1

<sup>3</sup>flame retardant and self-extinguishing acc. to IEC 60332-1 and EN 60332-1-2. UL Horizontal Flame Test FT2

<sup>4</sup>flame retardant and self-extinguishing acc. to IEC 60332-1 and EN 60332-1-2, no flame propagation acc. to IEC 60332-3-25, EN 60332-3-25 and EN 50266-2-5 for cable diameter > 6 mm < 12 mm

<sup>5</sup>acc. to IEC 61034-1 and EN 61034-1, translucence > 60%

<sup>6</sup>FED<sub>30</sub> < 1 acc. to DIN EN 5510-2 appendix C 3.3


<sup>7</sup>TMPU acc. to DIN VDE 0282 part 10 + HD 22.10

<sup>8</sup>externally tested acc. to DIN 5510-2 edition May 2009

## Color codes:

code #1	blue, yellow, white, orange
code #2	blue/white #1, orange/white #2, green/white #3, brown/white #4
code #3	blue, yellow, white, orange + 4 black #d
code #4	orange/white-orange, green/white-green
code #5	blue/white-blue, orange/white-orange, green/white-green, brown/white-brown
code #6	blue/white-blue, orange/white-orange, green-white/green, brown/white-brown + 4 black #d

# CAT 6A



1631-4631 AWM Style 21618 150°C 600V CE

Marking for CATLine CAT 6A HT: SAB BRÖCKSKES · D-VIERSEN · CATLine Cat.6A HT 4x2x26AWG 1631-4631 AWM Style 21618 150°C 600V CE

SAB has a full line of CAT 6A cables for various applications. We offer flexible and continuous flex cables. Also included are torsion, reeling, Rail, shipboard and halogen free options. For industrial areas, a PUR jacket is recommended for improved abrasion and oil resistance. CAT 6A cables are designed for data rates of 1-500MHz.

P/N	Application	dimensions		nominal outer- $\phi$		cable weight= lbs/mft
		AWG (stranding, copper)		inch	mm	
16314631	high temp	26/4pr (7/34, BC)		0.224	5.7	35
16774631	flexing	26/4pr (7/34, BC)		0.280	7.1	38
16874631	torsion	26/4pr (7/34, BC)		0.280	7.1	38
16394651	reeling	26/4pr (7/34, BC)		0.343	8.7	54
16674621	Rail	26/4pr (18/38, BC)		0.268	6.8	39
16474621	Shipboard	26/4pr (7/34, BC)		0.287	7.3	43
16474421	Shipboard	24/4pr (7/32, BC)		0.327	8.3	54

Construction:	CATLine CAT 6A HT high temperature	CATLine CAT 6A S flexing	CATLine CAT 6A RT torsion	CATLine CAT 6A DR reeling	CATLine CAT 6A R Rail	CATLine CAT 6A BL Shipboard
Part number	16314631	16774631	16874631	16394651	16674621	16474621 & 16474421
Insulation:	FEP	special polymer			PE	special polymer
Color code:	code #2	code #5				
Wrapping:	alu foil	non-woven tape			PETP tape	-
Wrapping:	non-woven tape	aluminum foil tape				
Shield:	tinned copper braid					
Wrapping:	-	non-woven tape			-	-
Outer jacket:	FEP	PUR		PUR*	SABIX®	special SABIX®
Jacket color:	Green (similar to RAL 6018)			Black (RAL 9005)	Green	Black (RAL 9005)

\* Jacket is re-enforced, PUR/supporting braid/PUR

Technical data:	CATLine CAT 6A HT high temperature	CATLine CAT 6A S flexing	CATLine CAT 6A RT torsion	CATLine CAT 6A DR reeling	CATLine CAT 6A R Rail	CATLine CAT 6A BL Shipboard
Approvals:	UL AWM, CE	UL & CSA AWM, CE		CE	ABS & UL AWM	
Peak operating voltage VDE:	max. 90 V					
Voltage UL:	300 V			-	300 V	
Test voltage:	cond./cond. 1500 V - cond./shield 1200 V			600V / 600V	1500V / 1200V	
Temperature range VDE	UL: up to +150°C	UL: up to +80°C	UL: up to +80°C	-	-	UL: up to +75°C
fixed:	-90°C to +180°C	-40°C to +70°C	-40°C to +70°C	-50°C to +90°C	-40°C to +70°C	-40°C to +70°C
flexible:	-55°C to +180°C	-40°C to +70°C	-40°C to +70°C	-40°C to +90°C	-30°C to +70°C	-30°C to +70°C
Minimum bend radius						
fixed:	5 x O.D.	5 x O.D.	5 x O.D.	5 x O.D.	5 x O.D.	5 x O.D.
flexible:	10 x O.D.	10 x O.D.	10 x O.D.	10 x O.D.	12 x O.D.	10 x O.D.
flexing (torsion angle):				( $\pm 180^\circ/m$ )		
Characteristic impedance:	100 $\Omega$ $\pm$ 10 $\Omega$ <sup>1</sup>	100 $\Omega$ $\pm$ 5 $\Omega$ <sup>1</sup>	100 $\Omega$ $\pm$ 5 $\Omega$ <sup>1</sup>	100 $\Omega$ $\pm$ 10 $\Omega$ <sup>1</sup>	100 $\Omega$ $\pm$ 10 $\Omega$ <sup>1</sup>	100 $\Omega$ $\pm$ 10 $\Omega$ <sup>1</sup>
	<sup>1</sup> x $\Omega$ $\pm$ x $\Omega$ meets the electrical & transmission requirements with high frequency acc. to EN 50288-10-2					
Data rate:	1-500 MHz					
Zero halogen:	-	acc. To DIN VDE 0472 part 815 + IEC 60754-1			yes <sup>2</sup>	acc. to IEC 60754-1 & -2
Burning Characteristics:	yes <sup>3</sup>	yes <sup>4</sup>		-	yes <sup>5</sup>	yes <sup>6</sup>
Smoke density:	acc. to DIN EN 61034					
Toxicity:					acc. to DIN EN 50305	-
Tensile strength:				200 max. N	-	-
Oil resistance:	very good	TMPU acc. to EN 50363-10-2				
Additional standards:					DIN 45545-2 <sup>7</sup>	IEC 60754-2 <sup>8</sup>
RoHS	yes - acc. to RoHS directive of the European Union					

<sup>2</sup>acc. to DIN EN 50306-1 + DIN EN 50264-1. Development of HCl is  $\leq 0,5\%$  acc. to DIN EN 50267-2-1. pH-value is  $\geq 4,3$  acc. to DIN EN 50267-2-2.

Conductivity is  $\leq 10,0 \mu\text{S}/\text{mm}$  acc. to DIN EN 50267-2-2. Fluoric content  $\leq 0,1\%$  acc. to DIN EN 60684-2

<sup>3</sup>flame retardant and self-extinguishing acc. to IEC 60332-1 and EN 60332-1-2. UL VW-1

<sup>4</sup>flame retardant and self-extinguishing acc. to IEC 60332-1 and EN 60332-1-2. UL Horizontal Flame Test FT2

<sup>5</sup>No flame propagation acc. to DIN EN 60332-3-25 + DIN EN 50305 section 9.1.1 + 9.1.2. Flame retardant and self-extinguishing acc. to DIN EN 60332-1

<sup>6</sup>flame retardant and self-extinguishing acc. to IEC 60332-1-2 + EN 60332-1-2, no flame propagation acc. to IEC 60332-3-22 cat. A, UL Horizontal Flame Test FT2

<sup>7</sup>fulfills fire protection requirements R15 (EL1A) acc. to DIN EN 45545-2 for hazard levels HL1-3 edition 2013

<sup>8</sup>no development of corrosive conflagration gases

## Color codes:

code #1	blue, yellow, white, orange
code #2	blue/white #1, orange/white #2, green/white #3, brown/white #4
code #3	blue, yellow, white, orange + 4 black #d
code #4	orange/white-orange, green/white-green
code #5	blue/white-blue, orange/white-orange, green/white-green, brown/white-brown
code #6	blue/white-blue, orange/white-orange, green-white/green, brown/white-brown + 4 black #d

# CAT 7A



CAT6 Gigabit Ethernet Cable 4 x 2 x 26 AWG CE

Marking for S CATLine CAT 7A S: SRB BRÖCKSKES · D-VIERSEN · CATLine Cat.7A S 4x2x26AWG 1777-4631 x AWM Style 20549 80°C 300V CSA AWM III A/B 80°C 300V FT2 CE



SAB offers CAT 7A cables for various applications. We offer continuous flex, torsion, reeling, Rail and Shipboard cables and all are halogen free. For industrial areas, a PUR jacket is recommended for improved abrasion and oil resistance. CAT 7A cables are designed for data rates of 1-1000 Mhz.

P/N	Application	dimensions		nominal		cable weight= lbs/mft
		AWG (stranding, copper)		inch	mm	
17774631	flexing	26/4pr (7/34, BC)		0.346	8.8	54
17874631	torsion	26/4pr (7/34, BC)		0.346	8.8	54
17394651	reeling	26/4pr (7/34, BC)		0.413	10.5	79
17674621	Rail	26/4pr (18/38, BC)		0.346	8.8	55
17474621	Shipboard	26/4pr (7/34, BC)		0.350	8.9	57
17474421	Shipboard	24/4pr (7/32, BC)		0.413	10.5	78

## Construction:

	CATLine CAT 7A S <i>flexing</i>	CATLine CAT 7A RT <i>torsion</i>	CATLine CAT 7A DR <i>reeling</i>	CATLine CAT 7A R <i>Rail</i>	CATLine CAT 7A R <i>Shipboard</i>
Part number	17774631	17874631	17394651	17674621	17474621 & 17474421
Insulation:	special polymer			PE	special polymer
Color code:	code #5				
Wrapping (pairs):	aluminum foil tape				
Wrapping:	-	-	-	PETP tape	-
Wrapping:	aluminum foil tape				
Shield:	tinned copper braid				
Wrapping:	non-woven tape			-	-
Outer jacket:	PUR		PUR*	SABIX®	special SABIX®
Jacket color:	Green (similar to RAL 6018)		Black (RAL 9005)	Green	Black (RAL 9005)

\* Jacket is re-enforced, PUR/supporting braid/PUR

## Technical data:

	CATLine CAT 7A S <i>flexing</i>	CATLine CAT 7A RT <i>torsion</i>	CATLine CAT 7A DR <i>reeling</i>	CATLine CAT 7A R <i>Rail</i>	CATLine CAT 7A R <i>Shipboard</i>
Approvals:	UL & CSA AWM, CE		CE	CE	ABS & UL AWM
Peak operating voltage VDE:	max. 90 V				
Voltage UL:	300 V		-	-	300 V
Test voltage:	cond/cond 1500 V - cond/shield 1200 V		600V / 600V	1500 V / 1200 V	1500 V / 1200 V
Temperature range VDE	UL: up to +80°C		UL: up to +80°C		UL: up to +75°C
fixed:	-40°C to +70°C	-40°C to +70°C	-50°C to +90°C	-40°C to +70°C	-40°C to +70°C
flexible:	-40°C to +70°C	-40°C to +70°C	-40°C to +90°C	-30°C to +70°C	-30°C to +70°C
Minimum bend radius					
fixed:	5 x O.D.	5 x O.D.	5 x O.D.	5 x O.D.	5 x O.D.
flexible:	10 x O.D.	10 x O.D.	10 x O.D.	12 x O.D.	10 x O.D.
flexing (torsion angle):	15 x O.D.	(± 180°/m)	12 x O.D.		
Characteristic impedance:	100Ω ± 5Ω <sup>1</sup>	100Ω ± 5Ω <sup>1</sup>	100Ω ± 10Ω <sup>1</sup>	100Ω ± 10Ω <sup>1</sup>	100Ω ± 10Ω <sup>1</sup>
	<sup>1</sup> x Ω ± x Ω meets the electrical & transmission requirements with high frequency acc. to EN 50288-9-2				
Data rate:	1-1000 MHz				
Zero halogen:	acc. to DIN VDE 0472 part 815 + IEC 60754-1			yes <sup>2</sup>	acc. to IEC 60754-1 & -2
Burning Characteristics:	flame retardant and self-extinguishing acc. to IEC 60332-1-2 + EN 60332-1-2, UL Horizontal Flame Test FT2		-	yes <sup>3</sup>	yes <sup>4</sup>
Smoke density:	acc. to DIN EN 61034				
Toxicity:	acc. to DIN EN 50305				
Tensile strength:	-			200 max. N	-
Oil resistance:	TMPU acc. to EN 50363-10-2				
Additional standards:	-			DIN EN 45545-2 <sup>5</sup>	IEC 60754-2 <sup>6</sup>
RoHS	yes - acc. to RoHS directive of the European Union				

<sup>2</sup>acc. to DIN EN 50306-1 + DIN EN 50264-1. Development of HCl is ≤ 0,5% acc. to DIN EN 50267-2-1. pH-value is ≥ 4,3 acc. to DIN EN 50267-2-2. Conductivity is ≤ 10,0 µS/mm acc. to DIN EN 50267-2-2. Fluoric content ≤ 0,1% acc. to DIN EN 60684-2

<sup>3</sup>No flame propagation acc. to DIN EN 60332-3-25 + DIN EN 50305 section 9.1.1 + 9.1.2. Flame retardant and self-extinguishing acc. to DIN EN 60332-1-2

<sup>4</sup>flame retardant and self-extinguishing acc. to IEC 60332-1-2 + EN 60332-1-2, no flame propagation acc. to IEC 60332-3-22 cat. A, UL Horizontal Flame Test FT2

<sup>5</sup>fulfills fire protection requirements R15 (EL1A) acc. to DIN EN 45545-2 for hazard levels HL1-3

<sup>6</sup>no development of corrosive conflagration gases

## Color codes:

code #1	blue, yellow, white, orange
code #2	blue/white #1, orange/white #2, green/white #3, brown/white #4
code #3	blue, yellow, white, orange + 4 black #d
code #4	orange/white-orange, green/white-green
code #5	blue/white-blue, orange/white-orange, green/white-green, brown/white-brown
code #6	blue/white-blue, orange/white-orange, green-white/green, brown/white-brown + 4 black #d



P/N	Application	dimensions		nominal outer-ø		cable weight = lbs/mft
		AWG (stranding, copper)		inch	mm	
6502241	flexible	24/1pr(19/TC) + 22/1pr(19/TC)		0.260	6.6	50
6582241	flexing	24/1pr(FW/TC) + 22/1pr(FW/TC)		0.260	6.6	51
6589007	torsion	24/1pr(19/TC) + 22/1pr(48/TC)		0.272	6.9	43
6562241	halogen free	24/1pr(19/TC) + 22/1pr(19/TC)		0.260	6.6	38
6502781	flexible	18/1pr(19/TC) + 15/1pr(19/TC)		0.449	11.4	112
6582781	flexing	18/1pr(FW/TC) + 15/1pr(FW/TC)		0.449	11.4	112
6562781	halogen free	18/1pr(19/TC) + 15/1pr(19/TC)		0.449	11.4	81

### Construction:

	DN 650 Drop flexible	DN 658 Drop flexing	DN 658 Robot Drop torsion	SABIX® DN 656 Drop halogen free	DN 650 Trunk flexible	DN 658 Trunk flexing	SABIX® DN 656 Trunk halogen free
Part number	6502241	6582241	6589007	6562241	6502781	6582781	6562781
Insulation:	foam skin PE/PVC		Foam-skin PE/SABIX®		foam skin PE/PVC		foam skin PE/SABIX®
Color code:	24AWG(white/light blue), 22AWG(black/red) & 18AWG(white/light blue), 15AWG(black/red)						
Wrapping (pairs):	individually shielded pairs with aluminum foil and tinned copper drain wire						
Wrapping:	non-woven tape						
Shield:	tinned copper braid			aluminum foil	tinned copper braid		aluminum foil
Outer jacket:	PVC	PUR	TPE	SABIX®	PVC	PUR	SABIX®
Jacket color:	Purple						

### Technical data:

	DN 650 Drop flexible	DN 658 Drop flexing	DN 658 Robot Drop torsion	SABIX® DN 656 Drop halogen free	DN 650 Trunk flexible	DN 658 Trunk flexing	SABIX® DN 656 Trunk halogen free
Approvals:	UL AWM, CE						
Peak operating voltage VDE:	max. 350 V						
Voltage UL:	30 V		300 V		30 V		300 V
Test voltage:	1500 V						
Temperature range VDE	UL: up to +60°C	UL: up to +60°C	UL: up to +80°C	UL: up to +75°C	UL: up to +60°C	UL: up to +60°C	UL: up to +75°C
fixed:	-30°C to +70°C	-30°C to +70°C	-40°C to +80°C	-40°C to +70°C	-30°C to +70°C	-30°C to +70°C	-40°C to +70°C
flexible:	-5°C to +70°C	-5°C to +70°C	-30°C to +80°C	-30°C to +70°C	-5°C to +70°C	-5°C to +70°C	-30°C to +70°C
Minimum bend radius							
fixed:	7.5 x O.D.	7.5 x O.D.	7.5 x O.D.	7.5 x O.D.	7.5 x O.D.	7.5 x O.D.	7.5 x O.D.
flexible(torsion angle):	15 X O.D.	15 x O.D.	(± 180°/m)	15 x O.D.	15 x O.D.	15 x O.D.	15 x O.D.
Characteristic impedance @ 1MHz:	120 Ω ± 10%	120 Ω ± 10%	120 Ω ± 10%	120 Ω ± 10%	120 Ω ± 10%	120 Ω ± 10%	120 Ω ± 10%
Zero halogen:	-	-	-	yes <sup>1</sup>	-	-	yes <sup>1</sup>
Oil resistance:	good	very good	very good	-	good	very good	-
RoHS	yes - acc. to RoHS directive of the European Union						

<sup>1</sup>acc. to DIN VDE 0472 part 815 + IEC 60754-1

## CAN-BUS



Construction:	CB 627 flexible	S CB 628 flexing	SABIX® CB 620 FRNC halogen free
Insulation:	PE <sup>1</sup>	PE <sup>1</sup>	SABIX®
Color code:	acc. to DIN VDE 47100		
Wrapping:	PETP foil	non-woven tape	PETP foil
Inner jacket:	SABIX®		
Shield:	tinned copper braid		
Outer jacket:	PVC	TPE	SABIX®
Jacket color:	purple		

<sup>1</sup>PE 2Y1 acc. to DIN VDE 0207 part 2

### Technical data:

	CB 627 flexible	S CB 628 flexing	SABIX® CB 620 FRNC halogen free
Approvals:	UL AWM, CE	UL AWM, CE	CE
Peak operating voltage VDE:	max. 350 V		
Voltage UL:	300 V		
Test voltage:	1500 V		
Temperature range VDE	UL: up to +80°C	UL: up to +80°C	
fixed:	-30°C to +70°C	-40°C to +70°C	-40°C to +85°C
flexible:	-5°C to +70°C	-40°C to +70°C	-30°C to +85°C
Minimum bend radius			
fixed:	7.5 x O.D.	7.5 x O.D.	7.5 x O.D.
flexible:	15 x O.D.	15 x O.D.	15 x O.D.
Characteristic impedance @ 1MHz:	120 Ω (95 - 140 Ω)	120 Ω (95 - 140 Ω)	120 Ω (95 - 140 Ω)
Zero halogen:	-	-	yes <sup>2</sup>
Burning characteristics:	yes <sup>3</sup>		
Smoke density:	-	-	yes <sup>4</sup>
Oil resistance:	very good	very good	-
RoHS	yes - acc. to RoHS directive of the European Union		

P/N	Application	dimensions		nominal outer-ø		cable weight= lbs/mft
		AWG (stranding, copper)		inch	mm	
6272251	flexible	24/2c (16/34, BC)		0.240	6.1	30
6272341	flexible	22/2c (7/30, BC)		0.252	6.4	32
6272501	flexible	20/2c (17/32, BC)		0.303	7.7	45
6274251	flexible	24/2pr (16/34, BC)		0.287	7.3	41
6274341	flexible	22/2pr (7/30, BC)		0.303	7.7	45
6274501	flexible	20/2pr (17/32, BC)		0.386	9.8	70
6282251	flexing	24/2c (34/38, BC)		0.311	7.9	52
6282341	flexing	22/2c (42/38, BC)		0.327	8.3	56
6282501	flexing	20/2c (68/38, BC)		0.343	8.7	54
6284251	flexing	24/2pr (34/38, BC)		0.358	9.1	66
6284341	flexing	22/2pr (42/38, BC)		0.378	9.6	71
6284501	flexing	20/2pr (68/38, BC)		0.417	10.6	77
66202251	halogen free	24/2c (16/34, BC)		0.224	5.7	28



# Profibus



P/N	Application	dimensions		nominal outer-ø		cable weight= lbs/mft
		AWG (stranding, copper)		inch	mm	
6322341	flexible	22/2c (7/30, BC)		0.295	7.5	38
6402631	flexible	24/2c (19/36 BC)		0.315	8.0	42
6342341	flexing	22/2c (7/30, BC)		0.299	7.6	39
6402611	flexing	24/2c (19/36 BC)		0.315	8.0	42
66302341	halogen free	22/2c (7/30, BC)		0.295	7.5	42

## Construction:

	PB 632 <i>flexible</i>	PB 640 UL <i>flexible</i>	S PB 634 <i>flexing</i>	S PB 640 UL <i>flexing</i>	SABIX® PB 630 FRNC <i>halogen free</i>
Part number	6322341	6402631	6342341	6402611	66302341
Insulation:	foam skin PE				
Color code:	red, green				
Wrapping:	PETP tape	-	non-woven tape	-	-
Inner jacket:	-	PVC	-	SABIX®	-
Wrapping:	aluminum foil		-	aluminum foil	
Shield:	tinned copper braid				
Outer jacket:	PVC	PVC	TPE	PUR	SABIX®
Jacket color:	purple				

## Technical data:

	PB 632 <i>flexible</i>	PB 640 UL <i>flexible</i>	S PB 634 <i>flexing</i>	S PB 640 UL <i>flexing</i>	SABIX® PB 630 FRNC <i>halogen free</i>
Approvals:	CE	UL AWM, CE	CE	UL AWM, CE	CE
Peak operating voltage VDE:	max. 350 V				
Voltage UL:	-	300 V	-	300 V	-
Test voltage:	1500 V				
Temperature range VDE		UL: up to +80°C		UL: up to +80°C	
fixed:	-30°C to +70°C	-30°C to +70°C	-40°C to +80°C	-40°C to +80°C	-40°C to +80°C
flexible:	-5°C to +70°C	-5°C to +70°C	-40°C to +80°C	-30°C to +80°C	-30°C to +80°C
Minimum bend radius					
fixed:	7.5 x O.D	7.5 x O.D	7.5 x O.D	7.5 x O.D	7.5 x O.D
flexible:	12 x O.D.	12 x O.D.	12 x O.D.	12 x O.D.	12 x O.D.
Characteristic impedance @ 3-20 MHz:	150 Ω ± 10%	150 Ω ± 10%	150 Ω ± 10%	150 Ω ± 10%	150 Ω ± 10%
Zero halogen:	-	-	-	yes <sup>1</sup>	
Burning characteristics:	yes <sup>2</sup>	yes <sup>2</sup>	-	yes <sup>2</sup>	yes <sup>2+3</sup>
Corrosivity:	-	-	-	-	yes <sup>4</sup>
Smoke density:	-	-	-	-	very low
Oil resistance:	good	good	very good	very good	-
RoHS	yes - acc. to RoHS directive of the European Union				

<sup>1</sup>acc. to DIN VDE 0472 part 815 + IEC 60754-1

<sup>3</sup>no flame propagation acc. to IEC 60332-3 + EN 60332-3 Cat. C resp. D.

<sup>2</sup>flame retardant and self extinguishing acc. to IEC 60332-1-2 and EN 60332-1-2

<sup>4</sup>in compliance with IEC 60754-2 and EN 50267-2-2 + VDE 0482 part 267-2-2, no development of corrosive conflagration gases

# Interbus



P/N	Application	dimensions		nominal outer-ø		cable weight= lbs/mft
		AWG (stranding, copper)		inch	mm	
6173221	flexible	24/3pr (14/34, BC)		0.276	7.0	40
6176221	flexible	24/3pr(14/BC) + 18/3c (30/BC)		0.354	9.0	71
6183251	flexing	24/3pr (16/32, BC)		0.362	9.2	55
6186251	flexing	24/3pr(14/BC) + 18/3c (56/BC)		0.362	9.2	81

## Construction:

	IBS 617 <i>flexible</i>	S IBS 618 <i>flexing</i>
Part number	6173221/6176221	6183251/3186251
Insulation:	PE <sup>1</sup>	PE <sup>1</sup>
Color code (24/3pr):	white/brown, green/yellow, gray/pink	
Color code (18/3c):	red, blue, green/yellow	
Wrapping:	PETP tape	non-woven tape
Shield:	tinned copper braid	
Outer jacket:	PVC	PUR
Jacket color:	purple	

<sup>1</sup>PE 2Y11 acc. to DIN VDE 0207 part 2

<sup>2</sup>acc. to DIN VDE 0472 part 815 + IEC 60754-1

<sup>3</sup>flame retardant and self extinguishing acc. to IEC 60332-1-2 and EN 60332-1-2

<sup>4</sup>in compliance with IEC 60754-2 and EN 50267-2-2 + VDE 0482 part 267-2-2, no development of corrosive conflagration gases

## Technical data:

	IBS 617 <i>flexible</i>	S IBS 618 <i>flexing</i>
Approvals:	UL AWM, CE	UL AWM, CE
Peak operating voltage VDE:	max. 350 V	
Voltage UL:	300 V	
Test voltage:	1500 V	
Temperature range VDE	UL: up to +80°C	UL: up to +80°C
fixed:	-30°C to +70°C	-40°C to +70°C
flexible:	-5°C to +70°C	-40°C to +70°C
Minimum bend radius		
fixed:	7.5 x O.D	7.5 x O.D
flexible:	15 x O.D.	15 x O.D.
Characteristic impedance @ 0.064 MHz:	120 Ω ± 20%	120 Ω ± 20%
Characteristic impedance > 1 MHz:	100 Ω ± 15Ω	100 Ω ± 15Ω
Zero halogen:	-	yes <sup>2</sup>
Burning characteristics:	yes <sup>3</sup>	
Corrosivity:	-	yes <sup>4</sup>
Oil resistance:	very good	very good
RoHS	yes - acc. to RoHS directive of the European Union	

# Servo Motor Cables

## Continuous Flex

SL841 C, SL 834 C & S 960 CY are UL recognized and CSA approved, continuous flex motor supply cable which have been designed for automated servo systems. SL 841 C & SL 834 C are halogen-free while SL 841 C includes one or two pair for feedback or brake. SL 841 C and SL 834 C are designed in accordance to Indramat and Siemens standards. S 960 CY is designed to meet Rockwell Automation specifications.



**SL 841 C: Power with 2 Pairs**

P/N	Construction	Nominal OD		Indramat
		inch	mm	
8410407	19/4c + 22/2pr	0.457	11.6	INK-0670
8410410	18/4c + 19/2pr	0.465	11.8	INK-0653
8410415	16/4c + 19/2pr	0.484	12.3	INK-0650
8410425	14/4c + 18/2pr	0.571	14.5	INK-0602
8410441	12/4c + 18/1pr + 16/1pr	0.685	17.4	INK-0603
8410461	10/4c + 18/1pr + 16/1pr	0.744	18.9	INK-0604
8410471	8/4c + 18/1pr + 16/1pr	0.803	20.4	INK-0605
8410485	6/4c + 16/2pr	1.024	26.0	INK-0606
8410490	4/4c + 16/2pr	1.157	29.4	INK-0607
8410495	2/4c + 16/2pr	1.232	31.3	INK-0667
8410496	1/4c + 14/2pr	1.504	38.2	INK-0668

**SL 841 C: Power with 1 Pair**

P/N	Construction	Nominal OD		Siemens
		inch	mm	
8411415**	16/4c + 16/1pr	0.492	12.5	6FX8008-1BA11
8411425**	14/4c + 16/1pr	0.524	13.3	6FX8008-1BA21
8411440**	12/4c + 16/1pr	0.598	15.2	6FX8008-1BA31
8411460**	10/4c + 16/1pr	0.654	16.6	6FX8008-1BA41
8411470**	8/4c + 16/1pr	0.768	19.5	6FX8008-1BA51
8411480**	6/4c + 16/1pr	0.933	23.7	6FX8008-1BA61
8411490†	4/4c + 16/1pr	1.071	27.2	6FX8008-1BA25
8411495†	2/4c + 16/1pr	1.185	30.1	6FX8008-1BA35
8411496†	1/4c + 16/1pr	1.354	34.4	6FX8008-1BA50

\* Cable can be used with Fanuc motors  
† Cable can be used with Lenze motors



**Construction:**

Conductor: Class 6 bare copper  
Insulation: TPE 510, PVC (S 960 CY)  
Color Code: Black with white numbers plus G/Y ground. (pairs numbered) Alu-foil and tinned copper braid  
Screen Pairs:  
Screen Overall: Tinned copper braid  
Jacket: Orange TMPU, Black PVC (S960 CY)

**SL 834 C: Power - 3 phase**

P/N	Construction	Nominal OD		Siemens
		inch	mm	
8341604†	16 AWG/ 4c	0.354	9.0	6FX8008-1BB11
8341404†	14 AWG/ 4c	0.425	10.8	6FX8008-1BB21
8341204†	12 AWG/ 4c	0.488	12.4	6FX8008-1BB31
8341004†	10 AWG/ 4c	0.598	15.2	6FX8008-1BB41
8340804†	8 AWG/ 4c	0.693	17.6	6FX8008-1BB51
8340604	6 AWG/ 4c	0.894	22.7	6FX8008-1BB61
8340404	4 AWG/ 4c	1.008	25.6	6FX8008-1BB25
8340204	2 AWG/ 4c	1.138	28.9	6FX8008-1BB35
8340104	1 AWG/ 4c	1.358	34.5	6FX8008-1BB50

† Cable can be used with Fanuc motors

**S 960 CY: Power - 3 phase**

P/N	Construction	Nominal OD		Rockwell
		inch	mm	
7541604	16/4c	0.409	10.4	2090-XXNPMP-16Sxx
7541604	16/4c	0.409	10.4	9101-1381 Cont. Flex
7541604	16/4c	0.409	10.4	9101-1467 Cont. Flex
7541607	16/7c	0.531	13.5	9101-1385 Cont. Flex
7541404	14/4c	0.516	13.1	2090-XXNPMP-14Sxx
7541404	14/4c	0.516	13.1	9101-1382 Cont. Flex
7541004	10/4c	0.685	17.4	2090-XXNPMP-10Sxx
7541004	10/4c	0.685	17.4	9101-1383 Cont. Flex
7540804	8/4c	0.835	21.2	9101-1399 Cont. Flex

**Outstanding Features:**

- \* Continuous flex design for long life
- \* Halogen-free (TPE/PU only)
- \* Extremely oil resistant
- \* In accordance with Siemens, Indramat, Rockwell Automation, Lenze and Fanuc
- \* Flexible at -40C (TPE/PU only)

## Stationary and Flexible Use

SL 806 C, SL 860 C & CC 600 CY are flexible, tinned copper shielded motor connection cable for servo motors. This cable is used in automation technology, machine and industrial motor drive systems. SL 806 C and SL 860 C are designed in accordance to Siemens standards. CC 600 CY is designed to meet Rockwell Automation specifications.



**SL 806 C: Power with 2 Pairs**

P/N	Construction	Nominal OD		Siemens
		inch	mm	
8060415	16/4c + 19/2pr	0.551	14.0	6FX5008-1BA11*
8060425	14/4c + 19/2pr	0.606	15.4	6FX5008-1BA21*
8060440	12/4c + 18/1pr + 16/1pr	0.677	17.2	6FX5008-1BA31*
8060460	10/4c + 18/1pr + 16/1pr	0.752	19.1	6FX5008-1BA41*
8060470	8/4c + 18/2pr	0.890	22.6	6FX5008-1BA51*
8060480	6/4c + 16/2pr	1.083	27.5	6FX5008-1BA61
8060490	4/4c + 16/2pr	1.240	31.5	6FX5008-1BA25
8060495	2/4c + 16/2pr	1.386	35.2	6FX5008-1BA35

\*Siemens specifies 16 AWG pairs

**SL 860 C: Power - 3 phase**

P/N	Construction	Nominal OD		Siemens
		inch	mm	
8601604	16 AWG/ 4c	0.335	8.5	6FX5008-1BB11
8601404	14 AWG/ 4c	0.366	9.3	6FX5008-1BB21
8601204	12 AWG/ 4c	0.469	11.9	6FX5008-1BB31
8601004	10 AWG/ 4c	0.535	13.6	6FX5008-1BB41
8600804	8 AWG/ 4c	0.843	21.4	6FX5008-1BB51
8600604	6 AWG/ 4c	0.874	22.2	6FX5008-1BB61
8600404	4 AWG/ 4c	1.024	26.0	6FX5008-1BB25
8600204	2 AWG/ 4c	1.154	29.3	6FX5008-1BB35

**CC 600 CY: Power - 3 phase**

P/N	Construction	Nominal OD		Rockwell
		inch	mm	
2591604	16/4c	0.406	10.3	9101-1381 Flexible
2591604	16/4c	0.406	10.3	9101-1467 Flexible
2591607	16/7c	0.472	12.0	9101-1385 Flexible
2591404	14/4c	0.465	11.8	9101-1382 Flexible
2591004	10/4c	0.630	16.0	9101-1383 Flexible
2590804	8/4c	0.827	21.0	9101-1399 Flexible



**Construction:**

Conductor: Class 5 bare copper  
Insulation: PE (SL 806 C), Special polymer (SL 812 C), PVC (CC 600 CY)  
Color Code: Black with white numbers plus G/Y ground (pairs numbered) Alu-foil and tinned copper braid  
Screen Pairs:  
Screen Overall: Tinned copper braid  
Jacket: Gray PVC (SL 806 C & CC 600 CY), Orange PVC (SL 860 C)

**Outstanding Features:**

- \* Flexible design for easy installation
- \* Very good EMC characteristics
- \* Good oil resistant
- \* In accordance with Siemens and Rockwell Automation



Grounding glands and cord grips available upon request

# Servo Motor Feedback Cables

## Continuous Flex

SAB encoder, resolver, feedback cables are continuous flexing UL recognized and CSA approved transmission cable with an overall tinned copper braid. This cable is designed for automated servo systems and also suitable for resolvers and shaft encoders. Products are designed in accordance with Indramat, Siemens, Lenze and Heidenhain standards.



P/N	Construction	Nominal OD		Jacket	Indramat	Siemens	Others
		inch	mm				
8422009	20/9c	0.346	8.8	Orange PU	INK-0208		
8430009	24/4pr + 20/2c	0.346	8.8	Orange PU	INK-0448		
8430010	24/4pr + 18/2c	0.346	8.8	Orange PU	INK-0209		Lenze & Heidenhain
8430160	24/3pr + 24/3c + 18/2c	0.394	10.0	Orange PU	INK-0280		
8430060	26/4pr + 26/4c + 18/4c	0.386	9.8	Orange PU	INK-0532		
8430012	26/4pr + 20/4c	0.358	9.1	Green PU			Heidenhain
8430112	26/10c + 20/2c	0.335	8.5	Green PU			Heidenhain
8430114	26/10c + 20/4c	0.354	9.0	Green PU			Heidenhain
8430013	22/4pr + 20/4c	0.398	10.1	Green PU		6FX8008-1BD21	Heidenhain
8430020	26/3pr + 18/2c	0.394	10.0	Green PU			Heidenhain
8430022	26/3pr + 20/2c	0.398	10.1	Green PU		6FX8008-1BD31	Lenze
8430070	26/3pr + 26/4c + 20/2c	0.398	10.1	Green PU		6FX8008-1BD41	Lenze
8431050	26/3pr + 26/4c + 24/4c + 20/2c	0.421	10.7	Green PU		6FX8008-1BD51	
8430310	24/12c	0.335	8.5	Green PU		6FX8008-1BD81	
8430212	26/2pr	0.264	6.7	Green PU		6FX8008-1BD71	
8430214	26/4pr	0.323	8.2	Green PU		6FX8008-1BD61	
8430216	26/8pr	0.382	9.7	Green PU		6FX8008-1BD11	

### Construction:

Conductor:	Bare stranded copper
Insulation:	TPE 510
Screen Pairs:	Alu-foil and tinned copper braid
Screen Overall:	Tinned copper braid
Jacket:	Orange or Green TMPU

### Outstanding Features:

- \* Continuous flex design for long life
- \* Halogen-free
- \* Extremely oil resistant
- \* In accordance with Siemens, Indramat, Lenze and Heidenhain
- \* Flexible at -40C

### Drive Cliq

P/N	Construction	Nominal OD		Jacket	Siemens
		inch	mm		
8390115	26/2pr + 22/2c	0.272	6.9	Green PU	6FX8008-2DC00
8390220	25/2pr + 22/2c	0.272	6.9	Green PU	6FX8008-2DC00

## Stationary and Flexible Use

SAB encoder, resolver, feedback cables are highly flexible cables with an overall tinned copper braid. This cable is designed for automated servo systems and also suitable for resolvers and shaft encoders. Products are designed in accordance with Siemens, Lenze and Heidenhain standards.



P/N	Construction	Nominal OD		Jacket	Siemens	Others
		inch	mm			
8020050	20/9c	0.307	7.8	Orange PU		
8030009	24/4pr + 20/2c	0.307	7.8	Green PU		
8030010	24/4pr + 18/2c	0.311	7.9	Green PU		Lenze & Heidenhain
8030160	24/3pr + 24/3c + 18/2c	0.311	7.9	Green PU		
8030060	26/4pr + 26/4c + 18/4c	0.382	9.7	Green PU		
8030012	26/4pr + 20/4c	0.311	7.9	Green PU		Heidenhain
8030112	26/10c + 20/2c	0.276	7.0	Green PU		Heidenhain
8030114	26/10c + 20/4c	0.307	7.8	Green PU		Heidenhain
8030013	22/4pr + 20/4c	0.350	8.9	Green PU	6FX5008-1BD21	Heidenhain
8030020	26/3pr + 18/2c	0.339	8.6	Green PU		Heidenhain
8030022	26/3pr + 20/2c	0.346	8.8	Green PU	6FX5008-1BD31	Lenze
8390214	26/3pr + 26/4c + 20/2c	0.346	8.8	Green PU	6FX5008-1BD41	Lenze
8031050	26/3pr + 26/4c + 24/4c + 20/2c	0.374	9.5	Green PU	6FX5008-1BD51	
8390122	22/12c	0.272	6.9	Green PU	6FX5008-1BD81	
8390218	26/4pr	0.248	6.3	Green PU	6FX5008-1BD61	
8390122	26/8pr	0.307	7.8	Green PU	6FX5008-1BD11	

### Construction: SL 802 C & SL 803 C


Conductor:	Bare stranded copper
Insulation:	TPE 510
Screen Pairs:	Alu-foil and tinned copper braid
Screen Overall:	Tinned copper braid
Jacket:	Orange or Green TMPU
Approvals:	CE

### Construction: SL 839 C

Conductor:	Tinned stranded copper
Insulation:	Special Polymer
Screen Pairs:	Alu-foil and tinned copper braid
Screen Overall:	Tinned copper braid
Jacket:	Green PU
Approvals:	UR & CE

### Outstanding Features:

- \* Flexible design for easy installation
- \* Very good EMC characteristics
- \* Good oil resistant
- \* In accordance with Siemens, Lenze and Heidenhain



344 Kaplan Drive  
Fairfield, NJ 07004  
Toll Free: 866-722-2974  
[www.sabcable.com](http://www.sabcable.com)  
[info@sabcable.com](mailto:info@sabcable.com)