



REELING CABLES



50 C B BROCKSKES · VIERSSEN

www.sabcable.com
866-722-2974 ■ info@sabcable.com



About Us



SAB North America is a focused supplier for the automation, aerospace, medical, high temperature, and robotics industries, providing cable and thermocouple solutions that meet, exceed, and set new standards in the flexible cable market. In addition to flexible cable products, we offer an extensive inventory of high-quality cable accessories, including cord grips, grounding glands and other accessories that complement our flexible control and automation cables.

Whatever the need may be, look to SAB North America for Special Cables that can, for example, help minimize maintenance costs and increase productivity, reduce downtime, and solve specific problems. Here is a small sample of some of the challenges that Special Cables from SAB North America can help address:

- Hybrid designs for multiple functions
- Harsh environments
- Difficult applications
- Industry-specific requirements



SAB reeling cables take advantage of PUR jacket materials to offer high tensile strength, high tear strength and notch and abrasion resistance. Features include small outer diameters and light cable weights, path feed rates of 120 meters per minute and flame retardancy. Certain cables in this series offer extremely high winding and unwinding strength, compliance with CE 72/23/EWG low-voltage requirements, shielding for EMC protection and sunlight resistance. The family also offers an offshore cable and a spreader cable with a 240 meters per minute feed rate.

Whether you're a valued distribution partner, a manufacturer, an automation house, an integrator, or a contractor, rest assured that our cables are reliable to maximize production efficiencies. SAB brings world class performance & 75 years of ingenuity to the table.

SAB's level of speed and service as a supplier is unmatched. SAB lives up to its name in not only flexible cable but also flexible manufacturing.



SAB Advantage...We make it Easy


- Engineering & technical assistance
- Cut to length with no cut charges
- Prepaid freight within US for orders over \$2,500
- Specialty cable designs (1500 ft minimum)
- No minimum on orders from stock
- Free drop shipments (no surcharges)
- 24-hour shipments from stock
- Cord Grips for securing and grounding cables

Reeling Cables



- DR 717 P Highflex
- DR 718 CP Highflex
- DR 721 P
- DR 720 P Highflex
- DR 730 P Highflex
- DR 750 P Offshore
- DR 724 P Spreader

Reeling cables

PUR reeling cable, 300/500 V	5
PUR shielded reeling cable, 300/500 V	6
PUR reeling cable, 0.6/1 kV	7
PUR reeling cable for higher mechanical stress, 0.6/1 kV	8
 PUR reeling cable for higher mechanical stress with UL/cUL recognition, 0.6/1 kV	9
PUR reeling cable for offshore applications, 0.6/1 kV	10
PUR reeling cable for spreader applications, 0.6/1 kV	11



- DR PN 689 P Highflex
- DR CB 689 P Highflex

Reeling Industrial BUS Cables

PUR reeling Profinet cable / CAT 5 cable	12
PUR reeling CAN-Bus cable	12



- CATLine CAT 5e DR
- CATLine CAT 6A DR
- CATLine CAT 7A DR


Reeling Industrial Ethernet Cables

reeling CAT 5e Industrial Ethernet cable	13
reeling CAT 6A Gigabit Ethernet cable	13
reeling CAT 7A Gigabit Ethernet cable	13

Technical Data

■ Installation instructions of reeling cables	14
---	----

Reeling cables are extremely resistant and flexible. Those cables are used, for instance, in spring cable reels on stages and theaters. as control cable in crane arms, for motor cable reels, hoists, transport systems as well as farm vehicles with medium to high mechanical stress.



Reeling Cables

Selection Table

SAB offers reeling cables for different applications. It doesn't matter if you are looking for cables with or without total copper shielding, for spring and motor cable reels, lifting appliances, transport systems, agricultural machines with medium or elevated mechanical stress or as control cable for crane arms, at SAB you will find a broad product range. If you have not yet found the appropriate solution for your special case of application, please contact us. We are always prepared to develop together with you the optimum solution for your special application.

		Cable Type	5	6	7	8	9	10	11	12	12	13
			DR 717 P Highflex	DR 718 CP High flex	DR 721 P	DR 720 P Highflex	DR 730 P Highflex	DR 750 P Offshore	DR 724 P Spreader	DR PN 689 P Highflex	DR CB 689 P Highflex	CATLine CAT 5e DR CATLine CAT 6A DR CATLine CAT 7A DR
Application	Colored conductors		●	●	●	●	●	●	●	●	●	●
	Numbered conductors		●	●	●	●	●	●	●	●	●	●
	Copper shielded		●	●						●	●	●
	Inner jacket		●	●	●	●	●	●	●	●	●	●
Temperature range fixed aying*	+ 90°C		●	●	●	●	●	●	●	●	●	●
	+ 70°C		●	●	●	●	●	●	●	●	●	●
	+ 60°C		●	●	●	●	●	●	●	●	●	●
	- 20°C		●	●	●	●	●	●	●	●	●	●
	- 30°C		●	●	●	●	●	●	●	●	●	●
	- 40°C		●	●	●	●	●	●	●	●	●	●
	- 50°C		●	●	●	●	●	●	●	●	●	●
Voltage	Nominal voltage Uo/U: 300/500 V		●	●								
	Nominal voltage Uo/U: 0.6/1 k V				●	●	●	●	●			
	Voltage UL: 1000 V						●					
	Voltage cUL: 600 V						●					
	Peak operating voltage 90 V											●
	Peak operating voltage 350 V									●	●	
	Test voltage conductor/conductor: 750 V											●
	Test voltage conductor/conductor: 1500 V									●	●	
	Test voltage conductor/conductor: 2000 V		●	●								
	Test voltage conductor/conductor: 4000 V				●	●	●	●	●			
Test voltage conductor/shielding: 750 V											●	
Test voltage conductor/shielding: 1200 V									●	●		
Test voltage conductor/shielding: 2000 V			●									
Standards & Approvals	Halogen-free acc. to IEC 60754-1 + VDE 0482-754-1		●	●		●	●		●	●	●	●
	Halogen-free + fluorine content acc. to IEC/EN							●				
	Flame retardant and self-extinguishing acc. to IEC 60332-1-2 and VDE 0482-332-1-2		●	●	●	●	●	●	●			
	Flame retardant and self-extinguishing acc. to cUL FT1 FT2						●					
UL / cUL approval								●				
Characteristics	Tensile strength		●	●	●	●	●	●				
	Oil resistant acc. acc. to EN 50363-10-2 + VDE 0207-363-10-2		●	●	●	●	●	●	●	●	●	●
	Mud resistance acc. to IEC 630092-350, IEC 61892-4, NEK TS 606							●				
	Chemical resistance		●	●	●	●	●	●	●			
	Weather resistance				●	●	●	●	●			
	Sunlight resistance		●	●	●	●	●	●	●			
Reeling applications		●	●	●	●	●	●	●				

● from
● to


*The temperature range for flexible application is mentioned on the corresponding catalog page



Reeling Cables

DR 717 P Highflex

PUR reeling cable, 300/500 V



VIERSEN · DR 717 P Highflex 4 G 2.5 mm² CE



Marking for DR 717 P Highflex 7170425:

SAB BRÖCKSKES · D-VIERSEN · DR 717 P Highflex 4 G 2.5 mm² CE

Application: The DR 717 P Highflex is used for spring cables reels on stages and theaters.

Construction:

Conductor:	bare copper strands acc. to IEC 60228, VDE 0295, class 5
Insulation:	special polymer
Color code:	colored acc. to HD 308 (VDE 0293-308), see below from 6 conductors: black conductors with consecutive numbers acc. to EN 50334 + VDE 0293-334 from 3 conductors a green/yellow ground <i>DMX-bus:</i> white/brown, green/yellow <i>IE Cat 5:</i> white-blue/blue, white-orange/orange, white-green/green, white-brown/brown
Stranding:	specially adjusted layering around a central suspension unit
Inner jacket:	PUR, TPU acc. to EN 50363-10-2 + VDE 0207-363-10-2
Supporting screen:	high-tech yarn
Jacket material:	PUR, TPU acc. to EN 50363-10-2 + VDE 0207-363-10-2
Jacket color:	black (RAL 9005)

Outstanding features:

- reeling length up to 60 m
- extremely high winding and unwinding strength
- corresponds to low voltage guideline 73/23/EWG CE
- small outer diameter
- lighter cable weight

Technical data:

Peak operating voltage:	item no. 07179001: max. 500 V (DMX-bus) item no. 07179002: max. 125 V (IE Cat 5)
Nominal voltage:	Uo/U 300/500 V (supply conductors)
Testing voltage:	conductor/conductor: 2000 V
Current-carrying capacity:	acc. to VDE 0298-4, see chapter O/20 & 21
Min. bending radius:	
for laying and installation (fixed installation):	≤ 12 mm: 3 x O.D. > 12 mm: 4 x O.D.
for repeated winding action (flexible):	6 x O.D.
guided on pulleys (flexible):	7.5 x O.D.
Temperature range:	item no. 07179001 item no. 07179002
with installation:	
static:	-50/+90°C -40/+70°C -20/+60°C
flexible:	-40/+90°C -40/+70°C -20/+60°C
Halogen-free:	acc. to IEC 60754-1 + VDE 0482-754-1
Oil resistance:	very good - TPU acc. to EN 50363-10-2 + VDE 0207-363-10-2
Chemical resistance:	good against acids, alkalines, solvents, hydraulic liquids, etc.
Burning characteristics:	flame retardant and self-extinguishing acc. to IEC 60332-1-2 + VDE 0482-332-1-2
Sunlight resistance:	very good - enhanced due to black jacket color
Tensile strength:	with reference to VDE 0298-3 section 7.1
Mechanical characteristics:	the main mechanical characteristics accomplished by the PUR outer jacket are: - high tensile strength - high tear strength - high abrasion resistance - high notch resistance
Approvals:	CE, EAC, RoHS
Absence of harmful substances:	acc. to RoHS directive of the European Union see page O/30

item no.	AWG/c	nominal outer-ø inch	mm	cable weight ≈lbs/mft	tensile strength max. N	min breaking load of suspension unit N
▶ 7170425	14 AWG (≈ 46/30) / 4c	0.382	9.7	96	150	1345
▶ 7170440	12 AWG (≈ 52/28) / 4c	0.461	11.7	154	240	1690
▶ 7171440	12 AWG (≈ 52/28) / 14c	0.823	20.9	538	840	3200
▶ 7172040	12 AWG (≈ 52/28) / 20c	0.917	23.3	768	1200	3700
▶ 7172540	12 AWG (≈ 52/28) / 25c	1.114	28.3	960	1500	4200
▶ 7170460	10 AWG (≈ 78/28) / 4c	0.528	13.4	230	360	1860
▶ 7171360	10 AWG (≈ 78/28) / 13c	0.957	24.3	749	1170	3400
▶ 7171860	10 AWG (≈ 78/28) / 18c	1.012	25.7	1037	1620	6000
▶ 7170470	8 AWG (≈ 77/26) / 4c	0.673	17.1	384	600	2300
▶ 7170480	6 AWG (≈ 122/26) / 4c	0.839	21.3	614	960	2800
▶ 7179001	12 AWG (≈ 52/28) / 14c + 24 AWG (≈ 14/34) / 2pr	0.882	22.4	575	840	2500
▶ 7179002	6 AWG (≈ 122/26) / 5c + 26 AWG (≈ 18/38) / 4pr	1.039	26.4	792	1200	3000
▶ 7179013	12 AWG (≈ 52/28) / 25c	0.984 1.102	min. 25.0 max. 28.0	960	1500	2600

Other dimensions and colors are available on request
Please mention the required winding length when placing the order.

HD 308 color code:

4c: green/yellow - brown - black - gray

5c: green/yellow - blue - brown - black - gray



● Please pay attention to the installation instructions on page 14


Reeling Cables

DR 718 CP Highflex

PUR shielded reeling cable, 300/500 V



6 · D-VIERSEN · DR 718 CP Highflex 4 x 2.5 mm² CE



Marking for DR 718 CP Highflex 7180425:

SAB BRÖCKSKES · D-VIERSEN · DR 718 CP Highflex 4 x 2.5 mm² CE

Application: The DR 718 CP Highflex is shielded and is used for spring loaded cable reels on stages in theaters as well as control cable in crane arms.

Construction:

Conductor:	bare copper strands acc. to IEC 60228, VDE 0295, class 5
Insulation:	special polymer
Color code:	colored acc. to HD 308 (VDE 0293-308), see below from 6 conductors: black conductors with consecutive numbers acc. to EN 50334 + VDE 0293-334 from 3 conductors a green/yellow ground
Stranding:	specially adjusted layering around a central suspension unit
Inner jacket:	PUR, TMPU acc. to EN 50363-10-2 + VDE 0207-363-10-2
Shielding:	tinned copper braiding
Jacket material:	PUR, TMPU acc. to EN 50363-10-2 + VDE 0207-363-10-2
Jacket color:	black (RAL 9005)

Technical data:

Nominal voltage:	Uo/U 300/500 V
Testing voltage:	conductor/conductor: 2000 V conductor/shielding: 2000 V
Current-carrying capacity:	acc. to VDE 0298-4, see chapter O/20 & 21
Min. bending radius: <i>for laying and installation (fixed installation):</i> <i>for repeated winding action (flexible):</i> <i>guided on pulleys (flexible):</i>	5 x O.D. 7.5 x O.D. 10 x O.D.
Temperature range: <i>static:</i> <i>flexible:</i>	-50/+90°C -40/+90°C
Halogen-free:	acc. to IEC 60754-1 + VDE 0482-754-1
Burning characteristics:	flame retardant and self-extinguishing acc. to IEC 60332-1-2 + VDE 0482-332-1-2
Oil resistance:	very good - TMPU acc. to EN 50363-10-2 + VDE 0207-363-10-2
Chemical resistance:	good against acids, alkalines, solvents, hydraulic liquids, etc.
Sunlight resistance:	very good - enhanced due to black jacket color
Tensile strength:	with reference to VDE 0298-3 section 7.1
Mechanical characteristics:	the main mechanical characteristics accomplished by the PUR outer jacket are: - high tensile strength - high tear strength - high abrasion resistance - high notch resistance
Approvals:	CE, EAC, RoHS
Absence of harmful substances:	acc. to RoHS directive of the European Union see page O/30

Outstanding features:

- extremely high winding and unwinding strength
- lighter cable weight
- good EMC characteristics

Also possible without inner jacket

item no.	AWG/c	nominal outer-ø		cable weight ≈lbs/mft	tensile strength max. N	min breaking load of suspension unit N	item no.	AWG/c	nominal outer-ø		cable weight ≈lbs/mft	tensile strength max. N	min breaking load of suspension unit N
		inch	mm						inch	mm			
▶ 7182005	20 AWG (≈ 16/32) / 20c	0.504	12.8	173	150	1600	▶ 7181225	14 AWG (≈ 46/30) / 12c	0.783	19.9	410	450	2900
▶ 7182505	20 AWG (≈ 16/32) / 25c	0.587	14.9	222	187	1700	▶ 7181825	14 AWG (≈ 46/30) / 18c	0.768	19.5	476	675	3450
▶ 7182507	19 AWG (≈ 23/32) / 25c	0.665	16.9	297	281	2000	▶ 7182425	14 AWG (≈ 46/30) / 24c	0.929	23.6	638	900	2600
▶ 7180410	18 AWG (≈ 30/32) / 4c	0.315	8.0	69	60	1100	▶ 7183025	14 AWG (≈ 46/30) / 30c	1.055	26.8	798	1125	4200
▶ 7181210	18 AWG (≈ 30/32) / 12c	0.591	15.0	213	180	2000	▶ 7183625	14 AWG (≈ 46/30) / 36c	1.028	26.1	860	1350	5000
▶ 7181810	18 AWG (≈ 30/32) / 18c	0.571	14.5	234	270	2200	▶ 7184825	14 AWG (≈ 46/30) / 48c	1.209	30.7	1160	1800	6500
▶ 7182510	18 AWG (≈ 30/32) / 25c	0.701	17.8	351	375	2400	▶ 7185625	14 AWG (≈ 46/30) / 56c	1.283	32.6	1283	2100	7900
▶ 7182610	18 AWG (≈ 30/32) / 26c	0.701	17.8	358	390	2400	▶ 7180440	12 AWG (≈ 52/28) / 4c	0.484	12.3	191	240	1690
▶ 7180415	16 AWG (≈ 27-29/30) / 4c	0.350	8.9	89	90	1340	▶ 7180540	12 AWG (≈ 52/28) / 5c	0.539	13.7	232	300	2200
▶ 7180515	16 AWG (≈ 27-29/30) / 5c	0.402	10.2	118	112	1690	▶ 7180740	12 AWG (≈ 52/28) / 7c	0.642	16.3	336	420	2600
▶ 7180715	16 AWG (≈ 27-29/30) / 7c	0.469	11.9	159	157	2150	▶ 7180460	10 AWG (≈ 78/28) / 4c	0.539	13.7	261	360	1860
▶ 7181215	16 AWG (≈ 27-29/30) / 12c	0.665	16.9	282	270	2600	▶ 7180560	10 AWG (≈ 78/28) / 5c	0.618	15.7	331	450	2300
▶ 7181415	16 AWG (≈ 27-29/30) / 14c	0.642	16.3	295	315	2600	▶ 7180760	10 AWG (≈ 78/28) / 7c	0.744	18.9	464	630	2600
▶ 7181615	16 AWG (≈ 27-29/30) / 16c	0.642	16.3	303	360	2600	▶ 7180470	8 AWG (≈ 77/26) / 4c	0.713	18.1	441	600	2900
▶ 7181815	16 AWG (≈ 27-29/30) / 18c	0.646	16.4	325	405	2600	▶ 7180570	8 AWG (≈ 77/26) / 5c	0.799	20.3	543	750	3000
▶ 7182415	16 AWG (≈ 27-29/30) / 24c	0.717	18.2	415	540	2800	▶ 7180480	6 AWG (≈ 122/26) / 4c	0.878	22.3	662	960	2800
▶ 7183015	16 AWG (≈ 27-29/30) / 30c	0.921	23.4	565	675	2900	▶ 7180580	6 AWG (≈ 122/26) / 5c	0.980	24.9	811	1200	3000
▶ 7183715	16 AWG (≈ 27-29/30) / 37c	0.874	22.2	600	832	3200	▶ 7180490	4 AWG (≈ 190/26) / 4c	1.063	27.0	972	1500	3300
▶ 7180425	14 AWG (≈ 46/30) / 4c	0.425	10.8	135	150	1345	▶ 7180495	2 AWG (≈ 272/26) / 4c	1.213	30.8	1324	2100	3300
▶ 7180525	14 AWG (≈ 46/30) / 5c	0.469	11.9	167	187	2100	▶ 7180496	1 AWG (≈ 400/26) / 4c	1.390	35.3	1855	3000	3800
▶ 7180725	14 AWG (≈ 46/30) / 7c	0.539	13.7	223	262	2500							

HD 308 color code:

4c: green/yellow - brown - black - gray;

5c: green/yellow - blue - brown - black - gray

Please pay attention to the installation instructions on page 14



866-722-2974 • www.sabcable.com

Reeling Cables

DR 721 P

Reeling cable for higher mechanical stress, 0.6/1 kV



KSKES · D-VIERSEN · DR 721 P 4 G 2.5 mm² CE

Marking for DR 721 P 7210425:

SAB BRÖCKSKES · D-VIERSEN · DR 721 P 4 G 2.5 mm² CE

Application: The DR 721 P is used for spring cable and motor cable reels, hoists, transport systems and farm vehicles with medium mechanical stress.

Construction:

Conductor:	bare copper strands acc. to IEC 60228, VDE 0295, class 5
Insulation:	special polymer
Color code:	colored acc. to HD 308 (VDE 0293-308), see below from 6 conductors: black conductors with consecutive numbers acc. to EN 50334 + VDE 0293-334 from 3 conductors a green/yellow ground
Stranding:	specially adjusted layering
Inner jacket:	PUR, TPU acc. to EN 50363-10-2 + VDE 0207-363-10-2
Supporting screen:	high-tech yarn
Jacket material:	PUR, TPU acc. to EN 50363-10-2 + VDE 0207-363-10-2
Jacket color:	black (RAL 9005)

Outstanding features:

- high winding and unwinding strength
- small outer diameter
- lighter cable weight
- correspond to low voltage guideline 73/23/EWG CE

Technical data:

Nominal voltage:	Uo/U 0.6/1 kV
Testing voltage:	conductor/conductor: 4000 V
Current-carrying capacity:	acc. to VDE 0298-4, see chapter O 20 & 21
Min. bending radius:	
for laying and installation (fixed installation):	6 x O.D.
for repeated winding action (flexible):	10 x O.D.
guided on pulleys (flexible):	12 x O.D.
Temperature range:	
static:	-50/+90°C
flexible:	-40/+90°C
Burning characteristics:	flame retardant and self-extinguishing acc. to IEC 60332-1-2 + VDE 0482-332-1-2
Oil resistance:	very good - TPU acc. to EN 50363-10-2 + VDE 0207-363-10-2
Chemical resistance:	good against acids, alkalines, solvents, hydraulic liquids, etc.
Weather resistance:	very good
Sunlight resistance:	very good - enhanced due to black jacket color
Tensile strength:	with reference to VDE 0298-3 section 7.1
Mechanical characteristics:	the main mechanical characteristics accomplished by the PUR outer jacket are: - high tensile strength - high tear strength - high abrasion resistance - high notch resistance
Approvals:	CE, EAC, RoHS
Absence of harmful substances:	acc. to RoHS directive of the European Union see page O/30

item no.	AWG/c	nominal outer- inch	mm	cable weight ≈lbs/mft
▶ 7210415	16 AWG (≈ 27-29/30) / 4c	0.346	8.8	78
▶ 7210515	16 AWG (≈ 27-29/30) / 5c	0.378	9.6	94
▶ 7210715	16 AWG (≈ 27-29/30) / 7c	0.461	11.7	136
▶ 7211215	16 AWG (≈ 27-29/30) / 12c	0.646	16.4	228
▶ 7211815	16 AWG (≈ 27-29/30) / 18c	0.642	16.3	287
▶ 7212415	16 AWG (≈ 27-29/30) / 24c	0.772	19.6	384
▶ 7213615	16 AWG (≈ 27-29/30) / 36c	0.870	22.1	536
▶ 7210425	14 AWG (≈ 46/30) / 4c	0.402	10.2	113
▶ 7210525	14 AWG (≈ 46/30) / 5c	0.441	11.2	138
▶ 7210725	14 AWG (≈ 46/30) / 7c	0.535	13.6	200
▶ 7211225	14 AWG (≈ 46/30) / 12c	0.764	19.4	341
▶ 7211825	14 AWG (≈ 46/30) / 18c	0.764	19.4	426
▶ 7212425	14 AWG (≈ 46/30) / 24c	0.929	23.6	574
▶ 7213625	14 AWG (≈ 46/30) / 36c	1.039	26.4	804

item no.	AWG/c	nominal outer- inch	mm	cable weight ≈lbs/mft
▶ 7210440	12 AWG (≈ 52/28) / 4c	0.488	12.4	172
▶ 7210460	10 AWG (≈ 78/28) / 4c	0.567	14.4	244
▶ 7210560	10 AWG (≈ 78/28) / 5c	0.614	15.6	294
▶ 7210470	8 AWG (≈ 77/26) / 4c	0.705	17.9	393
▶ 7210480	6 AWG (≈ 122/26) / 4c	0.882	22.4	608
▶ 7210580	6 AWG (≈ 122/26) / 5c	0.984	25.0	760
▶ 7210390	4 AWG (≈ 190/26) / 3c + 10 AWG (≈ 78/28) / 3c	0.953	24.2	791
▶ 7210395	2 AWG (≈ 272/26) / 3c + 10 AWG (≈ 78/28) / 3c	1.102	28.0	1054
▶ 7210396	1 AWG (≈ 400/26) / 3c + 8 AWG (≈ 77/26) / 3c	1.252	31.8	1511

Other dimensions and colors are available on request
Please mention the required winding length when placing the order.

HD 308 color code:

4c: green/yellow - brown - black - gray;
5c: green/yellow - blue - brown - black - gray

Please pay attention to the installation instructions on page 14

Reeling Cables

DR 720 P Highflex

PUR reeling cable, 0.6/1 kV



Marking for DR 720 P Highflex 7200425:

SAB BRÖCKSKES · D-VIERSEN · DR 720 P Highflex 4 G 2.5 mm² CE

Application: The DR 720 P Highflex is used for heavy applications, for example, motor cable reels hoists, transport systems, movable motors and farm vehicles with high mechanical stress.

Construction:

Conductor:	bare copper strands acc. to IEC 60228, VDE 0295, class 5
Insulation:	special polymer
Color code:	colored acc. to HD 308 (VDE 0293-308), see below from 6 conductors: black conductors with consecutive numbers acc. to EN 50334 + VDE 0293-334 from 3 conductors a green/yellow ground
Stranding:	specially adjusted layering around central suspension unit
Inner jacket:	PUR, TMPU acc. to EN 50363-10-2 + VDE 0207-363-10-2
Supporting screen:	high-tech yarn
Jacket material:	PUR, TMPU acc. to EN 50363-10-2 + VDE 0207-363-10-2
Jacket color:	black (RAL 9005)

Outstanding features:

- path feed rate up to 120 m/min.
- extremely high winding and unwinding strength
- small outer diameter
- lighter cable weight
- correspond to low voltage guideline 73/23/EWG CE

Technical data:

Nominal voltage:	U ₀ /U 0.6/1 kV
Testing voltage:	conductor/conductor: 4000 V
Current-carrying capacity:	acc. to VDE 0298-4, see chapter O/20 & 21
Min. bending radius:	
for laying and installation (fixed installation):	≤ 12 mm: 3 x O.D. > 12 mm: 4 x O.D.
for repeated winding action (flexible):	6 x O.D.
guided on pulleys (flexible):	7.5 x O.D.
Temperature range:	
static:	-50/+90°C
flexible:	-40/+90°C
Halogen-free:	acc. to IEC 60754-1 + VDE 0482-754-1
Burning characteristics:	flame retardant and self-extinguishing acc. to IEC 60332-1-2 + VDE 0482-332-1-2
Oil resistance:	very good - TMPU acc. to EN 50363-10-2 + VDE 0207-363-10-2
Chemical resistance:	good against acids, alkalines, solvents, hydraulic liquids, etc.
Weather resistance:	very good
Sunlight resistance:	very good - enhanced due to black jacket color
Tensile strength:	acc. to VDE 0298-3 section 7.1
Mechanical characteristics:	the main mechanical characteristics accomplished by the PUR outer jacket are: - high tensile strength - high tear strength - high abrasion resistance - high notch resistance
Approvals:	CE, EAC, RoHS
Absence of harmful substances:	acc. to RoHS directive of the European Union see page O/30

item no.	AWG/c	nominal outer-ø		cable weight ≈lbs/mft	min breaking load of suspension unit N
		inch	mm		
▶ 7200415	16 AWG (≈ 27-29/30) / 4c	0.354	9.0	80	1340
▶ 7200515	16 AWG (≈ 27-29/30) / 5c	0.386	9.8	95	1690
▶ 7200715	16 AWG (≈ 27-29/30) / 7c	0.465	11.8	137	2150
▶ 7201215	16 AWG (≈ 27-29/30) / 12c	0.654	16.6	241	2600
▶ 7201815	16 AWG (≈ 27-29/30) / 18c	0.646	16.4	289	2600
▶ 7200425	14 AWG (≈ 46/30) / 4c	0.409	10.4	114	1345
▶ 7200525	14 AWG (≈ 46/30) / 5c	0.457	11.6	143	2100
▶ 7200725	14 AWG (≈ 46/30) / 7c	0.543	13.8	201	2500
▶ 7201225	14 AWG (≈ 46/30) / 12c	0.772	19.6	357	2900
▶ 7201825	14 AWG (≈ 46/30) / 18c	0.776	19.7	431	3450
▶ 7202425	14 AWG (≈ 46/30) / 24c	0.937	23.8	591	2700
▶ 7203025	14 AWG (≈ 46/30) / 30c	1.047	26.6	738	4200
▶ 7205025	14 AWG (≈ 46/30) / 50c	1.276	32.4	1168	6750

item no.	AWG/c	nominal outer-ø		cable weight ≈lbs/mft	min breaking load of suspension unit N
		inch	mm		
▶ 7200440	12 AWG (≈ 52/28) / 4c	0.488	12.4	171	1690
▶ 7201240	12 AWG (≈ 52/28) / 12c	0.945	24.0	561	5000
▶ 7200460	10 AWG (≈ 78/28) / 4c	0.583	14.8	248	1860
▶ 7200470	8 AWG (≈ 77/26) / 4c	0.717	18.2	398	2300
▶ 7200480	6 AWG (≈ 122/26) / 4c	0.894	22.7	615	2800
▶ 7200390	4 AWG (≈ 190/26) / 3c + 10 AWG (≈ 78/28) / 3c	0.957	24.3	798	3300
▶ 7200490	4 AWG (≈ 190/26) / 4	1.059	26.9	908	3300
▶ 7200395	2 AWG (≈ 272/26) / 3c + 10 AWG (≈ 78/28) / 3c	1.106	28.1	1060	3300
▶ 7200495	2 AWG (≈ 272/26) / 4	1.240	31.5	1272	3300
▶ 7200396	1 AWG (≈ 400/26) / 3c + 8 AWG (≈ 77/26) / 3c	1.256	31.9	1521	3800

Other dimensions and colors are available on request
Please mention the required winding length when placing the order.

HD 308 color code:


4c: green/yellow - brown - black - gray
5c: green/yellow - blue - brown - black - gray

Please pay attention to the installation instructions on page 14

Reeling Cables

DR 730 P Highflex

PUR reeling cable for higher mechanical stress with UL/cUL recognition, 0.6/1 kV



Marking for DR 730 P Highflex 7300425:

SAB BRÖCKSKES · D-VIERSEN · DR 730 P Highflex 4 G 2.5 mm² AWM Style 21897 80°C cUL AWM I/II A/B 80°C 600V FT1 FT2 CE

Application: The DR 730 P Highflex is a UL AWM approved polyurethane cable. It is used for heavy applications, for example, motor cable reels hoists, transport systems, movable motors and farm vehicles with high mechanical stress.

Construction:

Conductor:	bare copper strands acc. to IEC 60228, VDE 0295, class 5
Insulation:	special polymer
Color code:	colored acc. to HD 308 (VDE 0293-308), see below from 6 conductors: black conductors with consecutive numbers acc. to EN 50334 + VDE 0293-334 from 3 conductors a green/yellow ground
Stranding:	specially adjusted layering around central suspension unit
Inner jacket:	PUR, TMPU acc. to EN 50363-10-2 + VDE 0207-363-10-2
Supporting screen:	high-tech yarn
Jacket material:	PUR, TMPU acc. to EN 50363-10-2 + VDE 0207-363-10-2
Jacket color:	black (RAL 9005)

Outstanding features:



- UL recognized - Style 21897
- cUL recognized
- path feed rate up to 120 m/min.
- extremely high winding and unwinding strength
- small outer diameter
- small cable weight
- correspond to low voltage guideline 73/23/EWG CE



Hybrid cable on request

Technical data:

Nominal voltage:	U ₀ /U 0.6/1 kV	
Voltage UL:	1000 V	
Voltage cUL:	600 V	
Testing voltage:	conductor/conductor: 4000 V	
Current-carrying capacity:	acc. to VDE 0298-4, see chapter O/20 & 21	
Min. bending radius: <i>for laying and installation (fixed installation):</i>	≤ 12 mm: 3 x O.D.	> 12 mm: 4 x O.D.
<i>for repeated winding action (flexible):</i>	6 x O.D.	
<i>guided on pulleys (flexible):</i>	7.5 x O.D.	
Temperature range: <i>static:</i>	DIN VDE -50/+90°C	UL/cUL: up to +80°C
<i>flexible:</i>	-40/+90°C	
Halogen-free:	acc. to IEC 60754-1 + VDE 0482-754-1	
Burning characteristics:	flame retardant and self-extinguishing acc. to IEC 60332-1-2 + VDE 0482-332-1-2 cUL FT1 FT2	
Oil resistance:	very good - TMPU acc. to EN 50363-10-2 + VDE 0207-363-10-2	
Chemical resistance:	good against acids, alkalines, solvents, hydraulic liquids, etc.	
Weather resistance:	very good	
Sunlight resistance:	very good - enhanced due to black jacket color	
Tensile strength:	acc. to VDE 0298-3 section 7.1	
Mechanical characteristics:	the main mechanical characteristics accomplished by the PUR outer jacket are: - high tensile strength - high tear strength - high abrasion resistance - high notch resistance	
Approvals:	UR AWM, cUR AWM, CE, EAC, RoHS	
Absence of harmful substances:	acc. to RoHS directive of the European Union see page O/30	

item no.	AWG/c	nominal outer-ø		cable weight ≈lbs/mft	min breaking load of suspension unit N
		inch	mm		
▶ 7300415	16 AWG (≈ 27-29/30) / 4c	0.402	10.2	98	1340
▶ 7300515	16 AWG (≈ 27-29/30) / 5c	0.433	11.0	114	1340
▶ 7300715	16 AWG (≈ 27-29/30) / 7c	0.492	12.5	151	1690
▶ 7301215	16 AWG (≈ 27-29/30) / 12c	0.665	16.9	256	2150
▶ 7301815	16 AWG (≈ 27-29/30) / 18c	0.673	17.1	306	2600
▶ 7300425	14 AWG (≈ 46/30) / 4c	0.445	11.3	130	2600
▶ 7300525	14 AWG (≈ 46/30) / 5c	0.484	12.3	154	1345
▶ 7300725	14 AWG (≈ 46/30) / 7c	0.551	14.0	207	2100
▶ 7301225	14 AWG (≈ 46/30) / 12c	0.772	19.6	368	2500
▶ 7301825	14 AWG (≈ 46/30) / 18c	0.772	19.6	437	2900
▶ 7302425	14 AWG (≈ 46/30) / 24c	0.941	23.9	599	3450
▶ 7303625	14 AWG (≈ 46/30) / 36c	1.059	26.9	822	2700

item no.	AWG/c	nominal outer-ø		cable weight ≈lbs/mft	min breaking load of suspension unit N
		inch	mm		
▶ 7300440	12 AWG (≈ 52/28) / 4c	0.508	12.9	181	4200
▶ 7301240	12 AWG (≈ 52/28) / 12c	0.945	24.0	561	1690
▶ 7300460	10 AWG (≈ 78/28) / 4c	0.579	14.7	249	5000
▶ 7300470	8 AWG (≈ 77/26) / 4c	0.709	18.0	409	1860
▶ 7300480	6 AWG (≈ 122/26) / 4c	0.929	23.6	661	2300
▶ 7300390	4 AWG (≈ 190/26) / 3c + 10 AWG (≈ 78/28) / 3c	0.984	25.0	836	2800
▶ 7300395	2 AWG (≈ 272/26) / 3c + 10 AWG (≈ 78/28) / 3c	1.114	28.3	1088	3300
▶ 7300495	2 AWG (≈ 272/26) / 4c	1.240	31.5	1272	3300

Other dimensions and colors are available on request
Please mention the required winding length when placing the order.

HD 308 color code:

4c: green/yellow - brown - black - gray
5c: green/yellow - blue - brown - black - gray

Please pay attention to the installation instructions on page 14



866-722-2974 • www.sabcable.com

Reeling Cables

DR 750 P Offshore

PUR reeling cable for offshore applications, 0.6/1 kV



Marking for DR 750 P Offshore 7500425:

SAB BRÖCKSKES · D-VIERSEN · DR 750 P Offshore 4 G 2.5 mm² 0.6/1 kV CE

Application: The DR 750 P Offshore is a reeling cable for offshore areas. It is designed for spring loaded and motor driven cable reels in lifting and handling equipment on offshore platforms or ships

Construction:

Conductor:	bare copper strands acc. to IEC 60228, VDE 0295, class 5
Insulation:	special polymer
Color code:	colored acc. to HD 308 (VDE 0293-308), see below from 6 conductors: black conductors with consecutive numbers acc. to EN 50334 + VDE 0293-334 from 3 conductors a green/yellow ground
Stranding:	specially adjusted layering
Inner jacket:	PUR, TPU acc. to EN 50363-10-2 + VDE 0207-363-10-2
Supporting screen:	high-tech yarn
Jacket material:	PUR, TPU acc. to EN 50363-10-2 + VDE 0207-363-10-2
Jacket color:	black (RAL 9005) matte

Outstanding features:

- suitable for offshore applications
- extremely high winding and unwinding strength
- small outer diameter
- lighter cable weight
- flame retardant and self-extinguishing
- halogen-free
- asbestos-free

Technical data:

Nominal voltage:	U ₀ /U 0.6/1 kV
Testing voltage:	conductor/conductor: 4000 V
Min. bending radius:	
<i>fixed installation:</i>	5 x O.D.
<i>flexible:</i>	10 x O.D.
<i>for repeated winding action (flexible):</i>	10 x O.D.
<i>guided on deflection pulleys (flexible):</i>	15 x O.D.
Temperature range:	
<i>flexible:</i>	-40/+90°C lower temperatures on request
Halogen and fluorine content:	acc. to IEC 60754-1 + EN 60754-1
Burning characteristics:	flame retardant and self-extinguishing acc. to IEC 60332-1-2 + VDE 0482-332-1-2
Oil resistance:	very good - TPU acc. to EN 50363-10-2 + VDE 0207-363-10-2
MUD resistance:	very good - acc. to IEC 630092-350, IEC 61892-4, NEK TS 606
Chemical resistance:	very good against acids, alkalines, solvents, hydraulic liquids, etc.
Weather resistance:	very good
Sunlight resistance:	very good - enhanced due to black jacket color
Approvals:	CE, EAC, RoHS
Absence of harmful substances:	acc. to RoHS directive of the European Union see page O/30

item no.	AWG/c	nominal outer-ø		cable weight ≈lbs/mft	min breaking load of suspension unit N
		inch	mm		
▶ 7500210	18 AWG (≈ 56/34) / 2c	0.406	10.3	79	500
▶ 7500410	18 AWG (≈ 56/34) / 4c	0.429	10.9	94	1100
▶ 7501210	18 AWG (≈ 56/34) / 12c	0.732	18.6	275	2000
▶ 7500315	16 AWG (≈ 84/34) / 3c	0.429	10.9	97	1000
▶ 7500415	16 AWG (≈ 84/34) / 4c	0.457	11.6	112	1340
▶ 7500715	16 AWG (≈ 84/34) / 7c	0.579	14.7	183	2150
▶ 7501215	16 AWG (≈ 84/34) / 12c	0.787	20.0	343	2600
▶ 7501815	16 AWG (≈ 84/34) / 18c	0.787	20.0	351	3375
▶ 7500325	14 AWG (≈ 140/34) / 3c	0.461	11.7	122	1200
▶ 7500425	14 AWG (≈ 140/34) / 4c	0.512	13.0	148	1345

item no.	AWG/c	nominal outer-ø		cable weight ≈lbs/mft	min breaking load of suspension unit N
		inch	mm		
▶ 7500440	12 AWG (≈ 224/34) / 4c	0.567	14.4	199	2000
▶ 7500460	10 AWG (≈ 186/32) / 4c	0.622	15.8	262	3000
▶ 7500461	8 AWG (≈ 320/32) / 4c	0.748	19.0	411	5000
▶ 7500462	6 AWG (≈ 504/32) / 4c	0.902	22.9	609	8000
▶ 7500463	4 AWG (≈ 760/32) / 4c	1.063	27.0	915	12500
▶ 7500464	2 AWG (≈ 1083/32) / 4c	1.213	30.8	1212	17500
▶ 7500465	1 AWG (≈ 703/28) / 4c	1.362	34.6	1712	25000
▶ 7500466	2/0 AWG (≈ 988/28) / 4c	1.622	41.2	2317	35000

Other dimensions and colors are available on request
Please mention the required winding length when placing the order.

HD 308 color code:

2c: blue - brown

3c: green/yellow - blue - brown


4c: green/yellow - brown - black - gray

Please pay attention to the installation instructions on page 14

Reeling Cables

DR 724 P Spreader

PUR reeling cable for spreader applications, 0.6/1 kV



SAB · D-VIERSEN · DR 724 P Spreader 46 G 1.0 mm² CE



Marking for DR 724 P Spreader 7244610:

SAB BRÖCKSKES · D-VIERSEN · DR 724 P Spreader 46 G 1.0 mm² CE

Application: The DR 724 P Spreader is for use in reeling applications with heavy duty mechanical stress e.g. in motor driven drums on container cranes.

Construction:

Conductor:	bare copper strands acc. to IEC 60228, VDE 0295, class 5
Insulation:	special polymer
Color code:	colored acc. to HD 308 (VDE 0293-308), from 6 conductors: black conductors with consecutive numbers acc. to EN 50334 + VDE 0293-334 from 3 conductors a green/yellow ground
Stranding:	specially adjusted layering around central Aramid suspension unit
Inner jacket:	PUR, TPU acc. to EN 50363-10-2 + VDE 0207-363-10-2
Torsion protecting net:	Aramid
Jacket material:	PUR, TPU acc. to EN 50363-10-2 + VDE 0207-363-10-2
Jacket color:	black (RAL 9005)

Outstanding features:



- path feed rate up to 240 m/min.
- high winding and unwinding strength
- for high mechanical stress in reeling processes
- flame retardant and self-extinguishing
- small outer diameter
- lighter cable weight

Technical data:

Nominal voltage:	U ₀ /U 0.6/1 kV
Testing voltage:	conductor/conductor: 4000 V
Current-carrying capacity:	acc. to VDE 0298-4, see chapter O/20 & 21
Min. bending radius: <i>for laying and installation (fixed installation):</i> <i>for repeated winding action (flexible):</i> <i>guided on pulleys (flexible):</i>	5 x O.D. 7.5 x O.D. 10 x O.D.
Temperature range: <i>static:</i> <i>flexible:</i>	-50/+90°C -40/+90°C
Halogen-free:	acc. to IEC 60754-1 + VDE 0482-754-1
Burning characteristics:	flame retardant and self-extinguishing acc. to IEC 60332-1-2 + VDE 0482-332-1-2
Oil resistance:	very good - TPU acc. to EN 50363-10-2 + VDE 0207-363-10-2
Chemical resistance:	good against acids, alkalines, solvents, hydraulic liquids, etc.
Weather resistance:	very good
Sunlight resistance:	very good - enhanced due to black jacket color
Tensile strength:	acc. to VDE 0298-3 section 7.1
Mechanical characteristics:	the main mechanical characteristics accomplished by the PUR outer jacket are: - high tensile strength - high tear strength - high abrasion resistance - high notch resistance
Approvals:	CE, EAC, RoHS
Absence of harmful substances:	acc. to RoHS directive of the European Union see page O/30

item no.	AWG/c	nominal outer-ø		cable weight ≈lbs/mft	min breaking load of suspension unit N
		inch	mm		
▶ 7244610	18 AWG (≈ 30/32) / 46c	1.110	28.2	667	25
▶ 7244910	18 AWG (≈ 30/32) / 49c	1.209	30.7	759	25
▶ 7242425	14 AWG (≈ 46/30) / 24c	0.957	24.3	610	25
▶ 7243025	14 AWG (≈ 46/30) / 30c	1.106	28.1	806	25
▶ 7243625	14 AWG (≈ 46/30) / 36c	1.280	32.5	990	25
▶ 7244225	14 AWG (≈ 46/30) / 42c	1.409	35.8	1189	25
▶ 7244425	14 AWG (≈ 46/30) / 44c	1.457	37.0	1261	25
▶ 7245625	14 AWG (≈ 46/30) / 56c	1.799	45.7	1791	25

Other dimensions and colors are available on request
Please mention the required winding length when placing the order.

Please pay attention to the installation instructions on page 14

Reeling Cables

DR PN 689 P Highflex PUR Reeling Profinet cable/ CAT 5 cable

DR CB 689 P Highflex Reeling CAN-Bus cable



S · D-VIERSEN · DR PN 689 P Highflex 2x2x22AWG CE



Marking for DR PN 689 P Highflex 6892202:

SAB BRÖCKSKES · D-VIERSEN · DR PN 689 P Highflex 2x2x22AWG CE

Construction:	DR PN 689 P Highflex <i>reeling Profinet cable</i>	DR PN 689 P Highflex <i>reeling CAT 5 cable</i>	DR CB 689 P Highflex <i>reeling CAN-Bus cable</i>
Item numbers:	6892202	6899001	6899005
Dimensions:	2 x 2 x 22 AWG	4 x 2 x 26 AWG	2 x 2 x 22 AWG
Conductor:	tinned copper strands, fine wires	tinned copper strands, fine wires	bare copper strands
Insulation:	SABIX®	SABIX®	PE
Color code:	blue, yellow, white, orange	blue, orange, green, brown + 4 white conductors with consecutive numbers	white, brown, green, yellow
Stranding:	in layers	twisted to pairs and pairs together	twisted to pairs and pairs together
Wrapping:	PETP foil	PETP foil	non-woven tape
Inner jacket:	SABIX®	SABIX®	—
Wrapping:	alu foil	alu foil	—
Shielding:	tinned copper braiding	tinned copper braiding	tinned copper braiding
Wrapping:	non-woven tape	non-woven tape	—
Jacket material:	PUR/supporting braid/PUR	PUR/supporting braid/PUR	PUR/supporting braid/PUR
Jacket color:	green (similar RAL 6018)	black (similar RAL 9005)	black (similar RAL 9005)

Technical data:	DR PN 689 P Highflex <i>reeling Profinet cable</i>	DR PN 689 P Highflex <i>reeling CAT 5 cable</i>	DR CB 689 P Highflex <i>reeling CAN-Bus cable</i>
Peak operating voltage:	max. 350 V	max. 350 V	max. 350 V
Voltage UL:	—	—	—
Testing voltage: conductor/conductor: conductor/shielding:	1500 V 1200 V	1500 V 1200 V	1500 V 1200 V
Min. bending radius:	for laying and installation (fixed installation): for repeated winding action (flexible): guided on deflection pulleys (flexible):	5 x O.D. 10 x O.D. 12 x O.D.	for laying and installation (fixed installation): for repeated winding action (flexible): guided on deflection pulleys (flexible):
Temperature range VDE: static: flexible:	-40/+90°C -30/+90°C	-40/+90°C -30/+90°C	- 40/+70°C -40/+70°C
Halogen-free:	acc. to IEC 60754-1 + VDE 0482-754-1	acc. to IEC 60754-1 + VDE 0482-754-1	acc. to IEC 60754-1 + VDE 0482-754-1
Oil resistance:	TMPU acc. to EN 50363-10-2 + VDE 0207-363-10-2		TMPU acc. to EN 50363-10-2 + VDE 0207-363-10-2
Characteristic impedance:	100Ω ± 10Ω, accomplishes the electrical and transmission requirements with high frequency acc. to EN 50288-2-2 + VDE 0819-2-2 (CAT 5 acc. to EN 50173-1)		120Ω (95 - 140Ω)
Absence of harmful substances:	acc. to RoHS directive of the European Union, see page O/30		

item no.	type	jacket color	dimensions AWG	nominal outer-ø inch	mm	cable weight ≈lbs/mft	ohmic resistance at 20°C acc. to VDE 0812 max. Ω/km	tensile strength max. N
▶ 6892202	DR PN 689 P Highflex	green (similar RAL 6018)	22 (≈ 19/34)/2pr	0.323	8.2	56	58.8	200
▶ 6899001	DR PN 689 P Highflex	black (similar RAL 9005)	26 (≈ 19/38)/4pr	0.343	8.7	57	139.0	200
▶ 6899005	DR CB 689 P Highflex	black (similar RAL 9005)	22 (≈ 19/34)/2pr	0.504	12.8	118	39.0	200

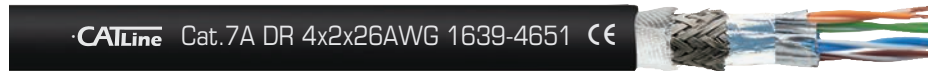
Other dimensions and colors are available on request

Reeling Cables

CATLine CAT 5e DR CAT 5e reeling industrial Ethernet cable

CATLine CAT 6A DR CAT 6A reeling gigabit Ethernet cable

CATLine CAT 7A DR CAT 7A reeling gigabit Ethernet cable



Marking for CATLine CAT 7A DR 17394651:

SAB BRÖCKSKES · D-VIERSEN · CATLine Cat. 7A DR 4x2x26AWG 17394651 CE

Construction:	CATLine CAT 5e DR <i>reeling Ethernet cable</i>	CATLine CAT 6A DR <i>reeling Ethernet cable</i>	CATLine CAT 7A DR <i>reeling Ethernet cable</i>
Item numbers:	15394651	16394651	17394651
Dimensions:	4 x 2 x 26 AWG	4 x 2 x 26 AWG	4 x 2 x 26 AWG
Conductor:	bare copper strands, fine wires	bare copper strands, fine wires	bare copper strands, fine wires
Insulation:	special polymer	special polymer	special polymer
Color code:	white-blue/blue, white-orange/orange, white-green/green, white-brown/brown	white-blue/blue, white-orange/orange, white-green/green, white-brown/brown	white-blue/blue, white-orange/orange, white-green/green, white-brown/brown
Stranding:	conductors twisted to pairs, pairs together	conductors twisted to pairs, pairs together	conductors twisted to pairs, pairs shielded with foil, pairs together
Wrapping:	non-woven tape	non-woven tape	—
Shielding:	alu foil	alu foil	aluminized non-woven tape
Shielding:	tinned copper braiding	tinned copper braiding	tinned copper braiding
Wrapping:	non-woven tape	non-woven tape	non-woven tape
Jacket material:	PUR / supporting braid/ PUR	PUR / supporting braid/ PUR	PUR / supporting braid/ PUR
Jacket color:	black (RAL 9005)	black (RAL 9005)	black (RAL 9005)

Technical data:	CATLine CAT 5e DR <i>reeling Ethernet cable</i>	CATLine CAT 6A DR <i>reeling Ethernet cable</i>	CATLine CAT 7A DR <i>reeling Ethernet cable</i>
Peak operating voltage:	max. 90 V	max. 90 V	max. 90 V
Testing voltage: conductor/conductor: conductor/shielding:	750 V 750 V	750 V 750 V	750 V 750 V
Min. bending radius fixed laying and installation (fixed installation): for repeated winding action (flexible application): guided on pulleys (flexible application):	5 x O.D. 10 x O.D. 12 x O.D.	5 x O.D. 10 x O.D. 12 x O.D.	5 x O.D. 10 x O.D. 12 x O.D.
Temperature range VDE: static: flexible:	-50/+90°C -40/+90°C	-50/+90°C -40/+90°C	-50/+90°C -40/+90°C
Halogen-free:	acc. to IEC 60754-1 + VDE 0482-754-1	acc. to IEC 60754-1 + VDE 0482-754-1	acc. to IEC 60754-1 + VDE 0482-754-1
Oil resistance:	TMPU acc. to EN 50363-10-2 + VDE 0207-363-10-2	TMPU acc. to EN 50363-10-2 + VDE 0207-363-10-2	TMPU acc. to EN 50363-10-2 + VDE 0207-363-10-2
Characteristic impedance (100 MHz):	100Ω ± 10Ω, accomplishes the electrical and transmission requirements with high frequency with reference to EN 50288-2-2 / CAT 5	100Ω ± 10Ω, accomplishes the electrical and transmission requirements with high frequency with reference to EN 50288-10-2 / CAT 6A	100Ω ± 10Ω, accomplishes the electrical and transmission requirements with high frequency with reference to EN 50288-9-2 / CAT 7A
Weather resistance:	very good	very good	very good
Absence of harmful substances:	acc. to RoHS directive of the European Union, see page O/30		

item no.	type	dimensions AWG	max. cond.-ø mm	nominal outer-ø inch	mm	cable weight ≈lbs/mft	tensile strength max. N
▶ 15394651	CATLine CAT 5e DR	26 (≈ 7/34)/4pr	1.05	0.335	8.5	53	200
▶ 16394651	CATLine CAT 6A DR	26 (≈ 7/34)/4pr	1.05	0.335	8.5	54	200
▶ 17394651	CATLine CAT 7A DR	26 (≈ 7/34)/4pr	1.05	0.413	10.5	79	200

Other dimensions and colors are available on request

Also possible as a
cable assembly with
M12 or RJ 45 plug



866-722-2974 • www.sabcable.com

Reeling Cables

Guidelines for installing reeling cables

■ The trouble-free and long service life of reeling cables requires the adherence to certain installation guidelines

The cable shall be wound directly from the supplied drum to the reeling drum. The complete unwinding of the cable isn't necessary. A straight torsion-free guiding has to be observed. Equally the cable has to be fixed and connected torsion-free. The indicated min. bending radius has to be adhered to.

In case of complete extension of the cable at least 2 windings shall remain on the reeling drum. For fixing the other cable end Kellerm grips or large surface clamp connections can be used.

The installation of reeling cables has to be done carefully. They have to be protected against external damage during installation and operation.

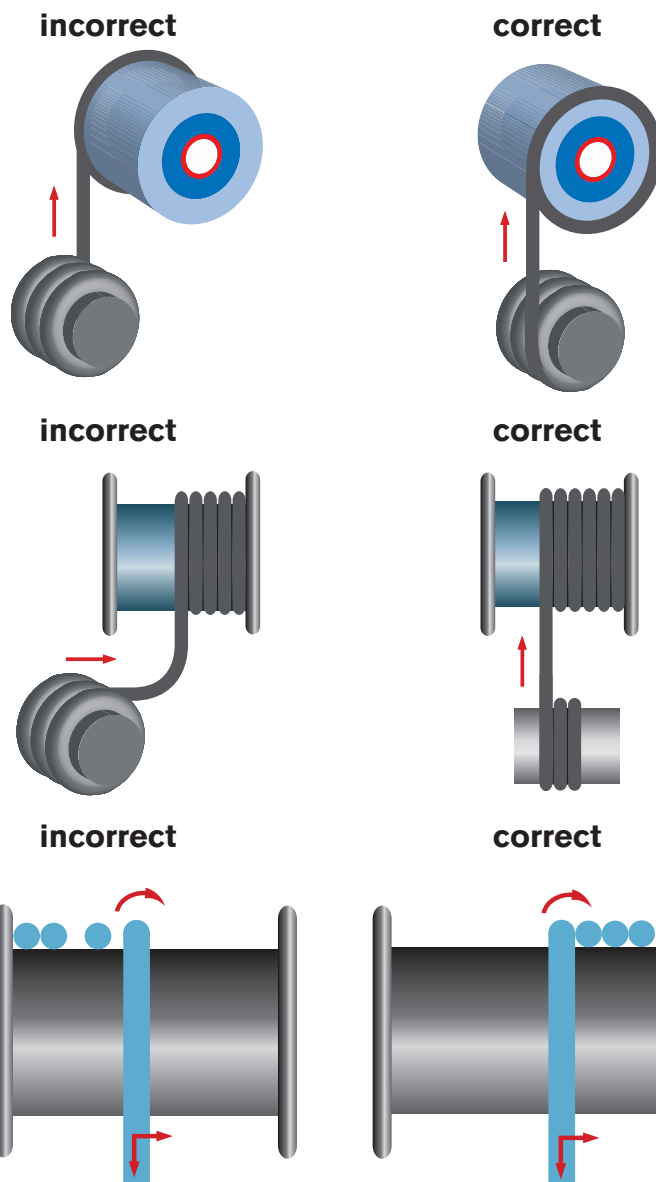
The start of winding of reeling cables on cylinder drums shall be made in stranding direction. Cables with right stranding direction (Z-lay) shall be operated to the right side and vice versa. If the stranding direction isn't known, please contact our technical support for any information.

Without special notice in our catalog, the tensile stress of the copper conductors shall not exceed 15 N/mm² (DIN VDE 0298 part 3). In case of higher tensile stress, we recommend to contact our technical support to align the cable construction to the requirements. The max. allowed limit deviations of the tensile stress are to be understood as the sum of the static and dynamic stress.

Reeling cables are generally not appropriate for torsion stress. During operation, however, torsion stress can't be avoided. As a consequence the exceeding of the limit values (generally $> \pm 25^\circ/m$) lead to a considerable reduction of service life.

In case of undercutting the smallest allowed min. bending radius, the service life of the cable is reduced.

You will find further information to this subject under "Guidelines for the laying of cables in cable tracks" (page O/12) as well as "Installation instructions of lift control cables" (page O/14).



Reeling Cables

Production possibilities

Flexible cables and wires “Made in Germany”

As a leading manufacturer we develop and produce cables for industrial purposes. Our wide range of materials offer a lot of possibilities for your individual product requirement. The following survey shows an extract of our production possibilities:

Conductor Materials:

- ✓ bare copper
- ✓ tinned copper
- ✓ silver plated copper
- ✓ nickel plated copper
- ✓ nickel
- ✓ nickel pure
- ✓ compensating cable alloys

Insulation and Jacketing Materials:

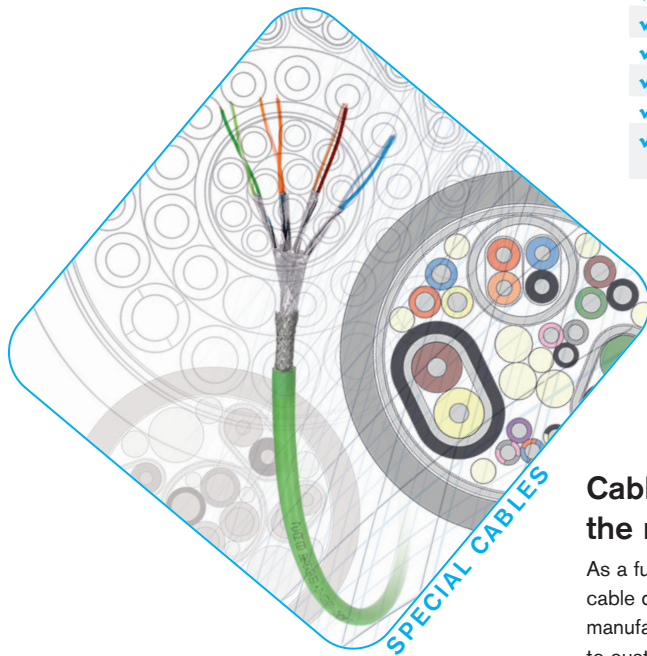
- ✓ PVC
- ✓ Polyethylene
- ✓ Polypropylene
- ✓ Polyurethane
- ✓ TPE
- ✓ SABIX® (zero halogen)
- ✓ Besilen® - Silicone
- ✓ FEP, ETFE, PFA, PTFE
- ✓ PI foil
- ✓ Fiberglass

Temperature Ranges:

- Thermoplastic Elastomers
- ✓ -50°C up to +145°C
- SABIX®
- ✓ -50°C up to +220°C
- Besilen® - Silicone
- ✓ -40°C up to +220°C
- FEP, ETFE, PFA
- ✓ -90°C up to +260°C
- Fiberglass
- ✓ up to +600°C

Conductors:


- ✓ cross sections 0.055 - 300 mm²
- ✓ unshielded and shielded over 100 conductors



Cable assemblies directly from the manufacturer SAB:

As a full service partner, we are able to offer cable design and production as well as the manufacturing of cable assemblies according to customer's request. Please trust on our experience for decades in the treatment of cables and connectors.


- ✓ cable assemblies according to customer's demands
- ✓ complete cable assemblies
- ✓ UL certified assemblies
- ✓ helix cables
- ✓ HV measuring assemblies



Measuring technology for industrial applications

Manufacturer of temperature sensors for industrial applications with 75 years of experience!

- ✓ mineral insulated thermocouples
- ✓ mineral insulated resistance thermometers
- ✓ temperature sensors
- ✓ mobile high voltage measuring technology
- ✓ temperature sensors for vehicle testing



344 Kaplan Drive
Fairfield, NJ 07004
Toll Free: 866-722-2974
www.sabcable.com
info@sabcable.com

June 2023