

BUS & ETHERNET CABLES



SAB Rail



SAB BL-Line




SAB Bus




SAB CATLine



www.sabcable.com
866-722-2974 ■ info@sabcable.com



SPECIAL
CABLES
SAB
North America





			page
Applications		J/7
Selection tables		J/9
Industrial Ethernet Cables CAT 5			
■ PN 654 UL		PVC Profinet cable type A for fixed installations	J/14
■ PN 661		Halogen-free Profinet cable type B for flexible applications	J/14
■ S PN 668		PUR Profinet cable type C, continuous flex, suitable for cable tracks	J/14
■ S PN 667		PUR Profinet type C, continuous flex	J/15
■ S PN 669		PUR Profinet cable type C, continuous flex, suitable for cable tracks	J/15
■ PN 678		PVC Ethernet cable type A for fixed installation, twisted pairs	J/16
■ PN 679		PVC Ethernet cable type B for flexible applications, twisted pairs	J/16
■ S PN 681		PUR paired Ethernet cable type C, continuous flex, suitable for cable tracks .	J/16
■ DR PN 689 P Highflex		PUR reeling Profinet cable / CAT 5 cable	J/17
■ S PN 668 Hybrid		PUR hybrid cable, continuous flex, suitable for cable tracks	J/17
■ RT PN 668		PUR Profinet cable suitable for robots	J/17
■ PN 675		PVC Ethernet cable type B for flexible applications, PLTC 600 V, CAT 5e ...	J/18
■ S PN 676		PUR Ethernet cable type C, continuous flex, CAT 5	J/18
■ CATLine CAT 5e DR		CAT 5e reeling industrial Ethernet cable	J/21
Industrial Gigabit Ethernet Cables CAT 6 / CAT 6A / CAT 7A			
■ CATLine CAT 6 S		CAT 6 Gigabit Ethernet cable, suitable for cable tracks	J/19
■ CATLine CAT 6A S		CAT 6A Gigabit Ethernet cable, suitable for cable tracks	J/19
■ CATLine CAT 6 RT		CAT 6 Gigabit Ethernet cable, suitable for cable tracks, suitable for robots .	J/19
■ CATLine CAT 6A RT		CAT 6A Gigabit Ethernet cable, suitable for cable tracks, suitable for robots	J/19
■ CATLine CAT 6A HT		CAT 6A Gigabit Ethernet cable, high temperature resistant	J/20
■ CATLine CAT 6A DR		CAT 6A reeling Gigabit Ethernet cable	J/21
■ CATLine CAT 7A DR		CAT 7A reeling Gigabit Ethernet cable	J/21
■ CATLine CAT 7A S		CAT 7A Gigabit Ethernet cable, suitable for cable tracks	J/22
■ CATLine CAT 7A RT		CAT 7A Gigabit Ethernet cable, suitable for robots	J/22



page



Industrial Ethernet Cables CAT 5e, CAT 6A, and CAT 7 A - Especially for use in Rail Vehicles

■ CATLine CAT 5e R		Halogen-free CAT 5e Industrial Ethernet cable, acc. to EN 45545-2	J/23
■ CATLine CAT 6A R		Halogen-free CAT 6A Gigabit Ethernet cable, acc. to EN 45545-2	J/23
■ CATLine CAT 7A R		Halogen-free CAT 7A Gigabit Ethernet cable, acc. to EN 45545-2	J/23
■ CATLine CAT 5e R flex		Halogen-free Continuous flex CAT 5e Gigabit Ethernet cable, EN 45545-2 .	J/24
■ CATLine CAT 6A R flex		Halogen-free Continuous flex CAT 6A Gigabit Ethernet cable, EN 45545-2 .	J/24
■ CATLine CAT 7A R flex		Halogen-free Continuous flex CAT 7A Gigabit Ethernet cable, EN 45545-2 .	J/24



Industrial Ethernet Cables CAT 5e, CAT 6A, and CAT 7 A - Especially for Maritime use

■ CATLine CAT 5e BL		Halogen-free CAT 5e Industrial Ethernet cable	J/25
■ CATLine CAT 6A BL		Halogen-free CAT 6A Gigabit Ethernet cable	J/25
■ CATLine CAT 7A BL		Halogen-free CAT 7A Gigabit Ethernet cable	J/25



Industrial Ethernet Cables CAT 5e, CAT 6A, and CAT 7 A - Especially for Cleanroom use

■ SAB _{clean} CATLine CAT 5e S		CAT 5e Industrial Ethernet cable, suitable for cable tracks	J/26
■ SAB _{clean} CATLine CAT 6A S		CAT 6A Industrial Ethernet cable, suitable for cable tracks	J/26
■ SAB _{clean} CATLine CAT 7A S		CAT 7A Industrial Ethernet cable, suitable for cable tracks	J/26

Industrial Gigabit Ethernet Cables- Single-Pair-Ethernet Cables

■ CATLine SPE C-Track		Single-Pair-Ethernet cable, suitable for cable tracks	J/27
■ CATLine SPE Robot		Single-Pair-Ethernet cable, suitable for robots	J/27
■ CATLine SPE HT		Single-Pair-Ethernet cable, high temperature resistant	J/27
■ CATLine SPE Rugged		Single-Pair-Ethernet cable for robust indoor and outdoor use	J/28

J
3



			page
USB 2.0 Cables			
■ USB 2.0		Flexible USB 2.0 cable	J/29
■ USB 2.0 UL		Flexible USB 2.0 cable	J/29
■ USB 2.0 FRNC		Halogen-free flexible USB 2.0 cable	J/29
■ USB 2.0 S		Continuous flex USB 2.0 cable, suitable for cable tracks	J/30
■ USB 2.0 S UL/CSA		Continuous flex USB 2.0 cable, suitable for cable tracks	J/30
■ USB 2.0 RT UL/CSA		Continuous flex USB 2.0 cable, suitable for robots	J/30
■ SABIX® USB 2.0 R flex		Halogen-free continuous flex USB 2.0 rail cable acc. to EN 45545-2	J/31
USB 3.0 Cables			
■ USB 3.0 S		Continuous flex USB 3.0 cable suitable for cable tracks	J/32
■ USB 3.0 RT		Continuous flex USB 3.0 cable suitable for robots	J/32
■ USB 3.0		Flexible USB 3.0 cable	J/32
	USB 3.0 Cables Especially for use in Medical Technology		
■ USB 3.0 M		Flexible USB 3.0 cable for use in medical devices	J/33
Interbus-S Cables			
■ IBS 612		PVC Interbus-S cable for outdoor and indoor installation	J/34
■ IBS 617		PVC Interbus-S cable	J/34
■ S IBS 618		PUR Interbus-S cable, suitable for cable tracks	J/34
■ S IBS 616		PUR Interbus-S cable, suitable for cable tracks	J/34
■ IBS 612		PVC Interbus-S cable with 18/3c for outdoor and indoor installation	J/35
■ IBS 617		PVC Interbus-S cable with 18/3c	J/35
■ S IBS 618		PUR Interbus-S cable with 18/3c, suitable for cable tracks	J/35
■ S IBS 616		PUR Interbus-S cable with 18/3c, suitable for cable tracks	J/35
■ SABIX® IBS 610		Halogen-free Interbus-S cable	J/36
■ SABIX® IBS 610 FRNC		Halogen-free & flame retardant Interbus-S cable	J/36
■ SABIX® IBS 610		Halogen-free Interbus-S cable with 18/3c	J/36
■ SABIX® IBS 610 FRNC		Halogen-free & flame retardant Interbus-S cable with 18/3c	J/36

J
4



			page
Interbus-Loop Cables			
■ SABIX® IBL 600 FRNC		Halogen-free and flame retardant Interbus-Loop cable	J/37
■ IBL 600		PVC Interbus-Loop cable	J/37
■ SABIX® IBL 600		Halogen-free Interbus-Loop cable	J/37
■ S IBL 605		PUR Interbus-Loop cable, suitable for cable tracks	J/37
CAN-BUS Cables			
■ S CB 626		CAN-Bus cable, suitable for cable tracks	J/38
■ S CB 625		Halogen-free CAN-Bus cable, suitable for cable tracks	J/38
■ SABIX® CB 620		Halogen-free CAN-Bus cable	J/38
■ SABIX® CB 620 FRNC		Halogen-free and flame retardant CAN-Bus cable	J/38
■ CB 627	RU	CAN-Bus cable	J/39
■ S CB 628	RU	Halogen-free CAN-Bus cable, suitable for cable tracks	J/39
DeviceNet Cables			
■ DN 651	RU	Flexible PVC DeviceNet™ cable with a foil shield	J/40
■ DN 650	RU	Flexible PVC DeviceNet™ cable with tinned copper shield	J/40
■ DN 656	RU	Halogen-free, flexible DeviceNet™ cable with a foil shield	J/41
■ DN 657	RU	Halogen-free, flexible cable with tinned copper shield DeviceNet™	J/41
■ DN 659	RU	Continuous flex DeviceNet™ cable with a foil shield	J/42
■ DN 658	RU	Continuous flex DeviceNet™ cable with tinned copper shield	J/42
■ DN 658 Robot Cable/Drop	RU	Highly flexible DeviceNet™ cable, suitable for robots with overall tinned copper shield	J/43



			page
Profibus-DP Cables			
■ SABIX® PB 630		Halogen-free Profibus-DP cable for flexible applications	J/44
■ SABIX® PB 630 FRNC		Halogen-free Profibus-DP cable for fixed applications	J/44
■ PB 631		Halogen-free PE Profibus-DP cable for fixed applications	J/44
■ PB 633		Halogen-free PE Profibus-DP cable for flexible applications	J/44
■ PB 630		PVC Profibus-DP cable for fixed applications	J/45
■ PB 639		PVC Profibus-DP cable for direct burial	J/45
■ PB 636		PVC Profibus-DP cable for flexible, outdoor installation	J/45
■ PB 635		PVC Profibus-DP cable for fixed, outdoor installation	J/45
■ PB 637		PVC Profibus-DP cable for fixed installations	J/46
■ S PB 634		Continuous flex PUR Profibus-DP cable, suitable for cable tracks	J/46
■ PB 632		PVC Profibus-DP cable for flexible applications	J/46
■ PB 640		Flexible PVC Profibus-DP cable	J/47
■ PB 640 UL		Flexible PVC Profibus-DP cable	J/47
■ S PB 640		Continuous flex PUR Profibus-DP cable	J/47
■ S PB 640 UL		Continuous flex PUR Profibus-DP cable	J/47
Profibus Cables			
■ PB 642		PVC Profibus cable (PA)	J/48
■ S PB 644		Continuous flex halogen-free Profibus cable (PA)	J/48
SafetyBUS p Cables			
■ SBP 680		SafetyBUS p cable for fixed installation	J/49
■ S SBP 684 Move		SafetyBUS p cable for flexible applications	J/49
Hybrid Field bus Cables			
■ S 670		PUR hybrid field bus control cable, suitable for cable tracks	J/50
■ S 671		PVC hybrid field bus control cable, suitable for cable tracks	J/50
Cable Assemblies			
■ CATLine Profinet cable		Suitable for cable tracks, with M12 connector	J/51
■ Profibus cable		Suitable for cable tracks, with M12 connector	J/52



■ Application for Industrial ETHERNET cables

Industrial Ethernet is a quickly developing network technology. Ethernet with the worldwide accepted **TCP/IP** (Transmission Control Protocol/Internet Protocol) will be the future connection to the well established field bus or sensor / actuator level. Generally, the following transmission rates are divided into:

SHARED ETHERNET	=	10 Mbit/s
FAST ETHERNET	=	100 Mbit/s (CAT 5 requirements)
GIGABIT ETHERNET	=	1000 Mbit/s (1 Gbit/s)

SAB BRÖCKSKES developed a variety of cable solutions due to the strong innovative forces of the automation industry. Depending on the application, we are able to offer CAT 5, CAT 6 and CAT 7 cable solutions for flexible and continuous flex use, for chemical and thermal stress as well as special cable constructions for reeling and robotic applications.

■ Application for USB 2.0 and USB 3.0 Cables

SAB USB 2.0 and USB 3.0 cables were developed for high frequency data transmission for industrial applications because intelligent image processing systems are very important. They are the key to more efficiency, precision and productivity with the installation and treatment by robots for the most stringent applications. Whether for the identification of parts and components, for visual inspection, welded seam control or for the collection of bar codes or type tests; a quick and reliable collection and transmission of data from the camera to the industrial PC are absolutely important. Our highly flexible robot cable USB 2.0 and USB 3.0 was especially developed for this application. It guarantees excellent transmission characteristics as it is demanded for intelligent image processing under extreme industrial application conditions. The use of PC compatible components make possible the recourse to established standards and simplifies further treatment in electronic data processing systems.

■ Applications for INTERBUS-S cables · remote bus cables · remote installation bus cables

Interbus has been developed for sensor/actuator communication for automation technology. This technically matured system has been standardized in the meantime acc. to IEC 61158 and 61784. For the main application fields, different cable types are defined: remote bus cable, installation remote bus cable, S-line and loop.

■ Applications for Interbus-Loop cables

The two-conductor Interbus-Loop cable is to be applied as a data transmission cable as well as for the supply of sensors. The three-conductor Interbus-Loop cable is applied for supply of actuators. These cables are also suitable for Interbus-Loop 2.

■ Applications for CAN-bus cables

Cables for a **Controller Area Network** have been standardized for different application fields. The most common can require high speed in acc. to ISO 11898-2. The bus is optimized for a band efficient digital information exchange on the controller level.

■ Applications for DeviceNet™ cables

Based on CAN structures, DeviceNet™ was developed for the industrial process automation on the North American continent. This system is divided into Trunk and Drop cable.



■ Applications for Profibus cables

PROFIBUS systems are especially made for process automation (PA). PROFIBUS is standardized acc. to IEC 61158 that means the best interoperability of components from different manufacturers. The modular peripheral construction (DP: decentralized periphery) of the bus system simplifies installation and maintenance. The PROFIBUS type A is generally used in current systems, while cables of PROFIBUS type B are only used for replacement purpose in already existing systems.

“Fast Connect” cable construction

These cables have a symmetric construction. This enables the use of special stripping tools that make for quicker field installation.

■ Applications for SafetyBUS p cables

SafetyBUS is an open bus system that has been especially optimized for the transmission of data with regard to machine safety: the consistency of data with regard to time and contents have the highest priority. SafetyBUS fulfills a variety of standards to guarantee the protection of humans and goods during production.

■ Applications for Hybrid field bus cables

S 670 and S 671 are flexible UL recognized, CSA approval hybrid field bus control cables, suitable for cable continuous flexing with optical fiber and copper conductors. The cable S 670 with its polyurethane outer jacket has a very good resistance against acids, alkalines, solvents hydraulic liquids and oil.


■ Applications for Profinet / Profibus cable assemblies

Profinet cable assemblies are for the wiring of Profinet field bus systems in industrial environments. This cable type is for example used in cable track applications with rough environmental conditions, in automation, machine and plant construction. The PUR jacket is resistant against harsh environmental conditions. Profibus cable assemblies are for the field bus wiring in automation technique. Profibus signals are transmitted by these bus cables with different cable and plug combinations. The PUR cable for cable track applications is resistant against rough environmental conditions in industrial applications. On request we are able to manufacture cable assemblies acc. to UL Wiring Harnesses ZPFW2 and ZPFW8 from the cable to the assembly. In the manufacturer's database (www.ul.com) SAB is listed under file no. E473226 as a qualified and reliable manufacturer.



BUS & Ethernet Cables

Selection Table



		Cable Type																				
		J/14	J/14	J/14	J/15	J/15	J/16	J/16	J/16	J/17	J/17	J/17	J/18	J/18	J/19	J/19	J/20	J/21	J/22	J/22		
		PN 654 UL	PN 661	S PN 668	S PN 667	S PN 669	PN 678	PN 679	S PN 681	DR PN 689 P Hightflex	S PN 668 Hybrid	RT PN 668	PN 675	S PN 676	CATLine CAT 6 S CATLine CAT 6A S	CATLine CAT 6 RT CATLine CAT 6A RT	CATLine CAT 6A HT	CATLine CAT 5e DR CATLine CAT 6A DR CATLine CAT7A DR	CATLine CAT 7A S	CATLine CAT 7A RT		
		Industrial Ethernet Cables																				
Basic construction	Shielded	●	●	●	●	●	●	●	●	●	●	●	●	●	●	●	●	●	●	●	●	
	Inner jacket	●	●	●	●	●				●	●											
	Optical waveguide POF																					
Temperature range fixed installation*	+180°C																					
	+90°C																					
	+85°C																					
	+80°C																					
	+75°C																					
	+70°C	●	●	●	●	●	●	●	●	●	●	●	●	●	●	●	●	●	●	●	●	●
	-30°C	●	●	●	●	●	●	●	●	●	●	●	●	●	●	●	●	●	●	●	●	●
	-40°C	●	●	●	●	●	●	●	●	●	●	●	●	●	●	●	●	●	●	●	●	●
	-50°C																					
	-90°C																					
Voltage	Nominal voltage 300/500 V																					
	Peak operating voltage max. 30V																					
	Peak operating voltage max. 50V																					
	Peak operating voltage max. 90V																					
	Peak operating voltage max. 350V	●	●	●	●	●	●	●	●	●	●	●	●	●	●	●	●	●	●	●	●	
	Voltage UL 30 V																					
	Voltage UL resp. CSA 300 V	●	●	●	●	●						●			●	●	●			●	●	
	Voltage UL resp. CSA 600 V													●				●				
	Testing Voltage 600 V																					
	Testing Voltage 750 V																					
	Testing Voltage 1000 V																					
	Testing voltage 1500 V							●	●	●		●		●	●							
	Testing voltage 2000 V	●	●	●	●	●																
Testing voltage 3000 V																						
Standards and approvals	Halogen-free acc. to IEC 60754-1 + VDE 0482-754-1		●	●	●	●			●	●	●	●			●	●	●		●	●		
	Halogen-free for rail types																					
	Burning characteristics acc. to IEC + VDE																					
	Fire performance: no flame propagation acc. to IEC 60332-3-24 + IEC 60332-3-25 CAT C resp. D																					
	Fire performance: UL Horizontal Flame Test FT2																					
	Fire performance: UL VW1																					
	Corrosiveness of conflagration gases																					
	Smoke density acc. to IEC 61034 + VDE 0482-1034																					
	Toxicity acc. to EN 50305 + VDE 0260-305																					
	UL recognized	●	●	●		●						●		●	●	●	●	●		●	●	
	CSA approved														●	●	●			●	●	
ABS approved																						
Rail type acc. to EN 45545-2																						
Characteristics	Oil resistance acc. to internal standard	●		●										●								
	Oil resistance acc. to VDE				●	●	●	●	●	●	●	●	●	●	●	●	●		●	●	●	
	Oil resistance acc. to EN				●	●		●	●	●	●	●	●	●	●	●	●		●	●	●	
	Chemical resistance																	A				
	Weather resistance																		A			
	Suitable for cable tracks		●	●	●				●		●				●	●				●	●	
	Torsion angle												2						2		2	
Flexibility															A	A			A	A		



A = very good
B = good
C = medium

1 = up to ± 360°/m
2 = up to ± 180°/m

*The temperature range for flexible application is mentioned on the corresponding catalogue page



BUS & Ethernet Cables

Selection Table



		J/23	J/24	J/25	J/26	J/27	J/27	J/28	J/29	J/29	J/29	J/30	J/30	J/30	J/31	J/32	J/32	J/32	J/33	
		Cable Type																		
		Industrial Ethernet Cables							USB 2.0 Cables						USB 3.0 Cables					
		Cable Type																		
		Cable Type																		
Basic construction	Shielded	•	•	•	•	•	•	•	•	•	•	•	•	•	•	•	•	•	•	•
	Inner jacket																			
	Optical waveguide POF																			
Temperature range fixed installation*	+180°C																			
	+90°C																			
	+85°C																			
	+80°C																			
	+75°C																			
	+70°C																			
	-30°C	•	•	•	•	•	•	•	•	•	•	•	•	•	•	•	•	•	•	•
	-40°C	•	•	•	•	•	•	•	•	•	•	•	•	•	•	•	•	•	•	•
	-50°C	•	•	•	•	•	•	•	•	•	•	•	•	•	•	•	•	•	•	•
	-90°C	•	•	•	•	•	•	•	•	•	•	•	•	•	•	•	•	•	•	•
Voltage	Nominal voltage 300/500 V																			
	Peak operating voltage max. 30V																			
	Peak operating voltage max. 50V																			
	Peak operating voltage max. 90V	•	•	•	•	•	•	•	•	•	•	•	•	•	•	•	•	•	•	•
	Peak operating voltage max. 350V																			
	Voltage UL 300 V																			
	Voltage UL resp. CSA 300 V																			
	Voltage UL resp. CSA 600 V																			
	Testing Voltage 600 V																			
	Testing Voltage 750 V																			
	Testing Voltage 1000 V																			
	Testing voltage 1500 V	•	•																	
	Testing voltage 2000 V																			
Testing voltage 3000 V																				
Standards and approvals	Halogen-free acc. to IEC 60754-1 + VDE 0482-754-1																			
	Halogen-free for rail types	•	•																	
	Burning characteristics acc. to IEC + VDE	•	•	•																
	Fire performance: no flame propagation acc.to IEC 60332-3-24 + IEC 60332-3-25 CAT C resp. D																			
	Fire performance: UL Horizontal Flame Test FT2																			
	Fire performance: UL VW1																			
	Corrosiveness of conflagration gases																			
	Smoke density acc. to IEC 61034 + VDE 0482-1034	•	•	•																
	Toxicity acc. to EN 50305 + VDE 0260-305	•	•																	
	UL recognized																			
	CSA approved																			
ABS approved																				
Rail type acc. to EN 45545-2	•	•																		
Characteristics	Oil resistance acc. to internal standard																			
	Oil resistance acc. to VDE																			
	Oil resistance acc. to EN																			
	Oil resistance acc. to UL																			
	Weather resistance																			
	Suitable for cable tracks																			
	Torsion angle																			
Flexibility	B	B	B																	

from to
 A = very good 1 = up to ± 360°/m
 B = good 2 = up to ± 180°/m
 C = medium

*The temperature range for flexible application is mentioned on the corresponding catalogue page

J
10

BUS & Ethernet Cables

Selection Table



		J/34 & 35	J/34 & 35	J/34 & 35	J/34 & 35	J/36	J/36	J/37	J/37	J/37	J/37	J/38	J/38	J/38	J/38	J/39	J/39	
		IBS 612	IBS 617	S IBS 618	S IBS 616	SABIX IBS 610	SABIX IBS 610 FRNC	SABIX IBL 600 FRNC	IBL 600	SABIX IBL 600	S IBL 605	S CB 626	S CB 625	SABIX CB 620	SABIX CB 620 FRNC	CB 627	S CB 628	
		Interbus-S Cables					Interbus-Loop Cables					CAN-BUS Cables						
Basic construction	Shielded	●	●	●		●	●					●	●	●	●	●	●	
	Inner jacket																	
	Optical waveguide POF																	
Temperature range fixed installation*	+180°C																	
	+90°C																	
	+85°C																	
	+80°C																	
	+75°C																	
	+70°C																	
	-30°C	●	●	●	●	●	●	●	●	●	●	●	●	●	●	●	●	
	-40°C	●	●	●	●	●	●	●	●	●	●	●	●	●	●	●	●	
	-50°C	●	●	●	●	●	●	●	●	●	●	●	●	●	●	●	●	
	-90°C	●	●	●	●	●	●	●	●	●	●	●	●	●	●	●	●	
Voltage	Nominal voltage 300/500 V																	
	Peak operating voltage max. 30V																	
	Peak operating voltage max. 50V																	
	Peak operating voltage max. 90V																	
	Peak operating voltage max. 350V	●	●	●	●	●	●	●	●	●	●	●	●	●	●	●	●	
	Voltage UL 30 V																	
	Voltage UL resp. CSA 300 V		●	●														
	Voltage UL resp. CSA 600 V																	
	Testing Voltage 600 V																	
	Testing Voltage 750 V																	
	Testing Voltage 1000 V	●		●	●	●										●		
	Testing voltage 1500 V						●	●	●	●	●	●	●	●	●	●	●	
	Testing voltage 2000 V																●	●
Testing voltage 3000 V																	●	
Standards and approvals	Halogen-free acc. to IEC 60754-1 + VDE 0482-754-1		●	●	●	●	●	●		●	●		●	●	●	●	●	
	Halogen-free for rail types																	
	Burning characteristics acc. to IEC + VDE	●	●	●			●		●							●	●	
	Fire performance: no flame propagation acc.to IEC 60332-3-24 + IEC 60332-3-25 CAT C resp. D						●	●							●			
	Fire performance: UL Horizontal Flame Test FT2																	
	Fire performance: UL VW1																	
	Corrosiveness of conflagration gases					●	●	●		●				●	●			
	Smoke density acc. to IEC 61034 + VDE 0482-1034						●	●							●			
	Toxicity acc. to EN 50305 + VDE 0260-305																	
	UL recognized		●	●													●	●
	CSA approved																	
ABS approved																		
Rail type acc. to EN 45545-2																		
Characteristics	Oil resistance acc. to internal standard	●																
	Oil resistance acc. to VDE		●	●	●				●		●	●	●			●	●	
	Oil resistance acc. to EN			●	●	●				●	●	●	●				●	
	Chemical resistance										B	B	B				B	
	Weather resistance	C	C	A	A	B	B	B	C	B	A	A	A			C	A	
	Suitable for cable tracks			●	●						●	●	●				●	
	Torsion angle																	
	Flexibility	B	B	A	A	A	B	B	B	C	B	A	A	A	B	B	B	A



A = very good 1 = up to ± 360°/m
 B = good 2 = up to ± 180°/m
 C = medium

*The temperature range for flexible application is mentioned on the corresponding catalogue page



BUS & Ethernet Cables

Selection Table



		J/40	J/40	J/41	J/41	J/42	J/42	J/43	J/44	J/44	J/44	J/44	J/44	J/45	J/45	J/45	J/45	J/46	J/46	J/46	
		Cable Type																			
		DN 651	DN 650	DN 656	DN 657	DN 659	DN 658	DN 658 robot cable/Drop	SABIX PB 630	SABIX PB 630 FRNC	PB 631	PB 633	PB 630	PB 639	PB 636	PB 635	PB 637	S PB 634	PB 632		
		DeviceNet Cables									Profibus-DP Cables										
Basic construction	Shielded	●	●	●	●	●	●	●	●	●	●	●	●	●	●	●	●	●	●	●	
	Inner jacket																				
	Optical waveguide POF																				
Temperature range fixed installation*	+180°C																				
	+90°C																				
	+85°C																				
	+80°C																				
	+75°C																				
	+70°C	●	●	●	●	●	●	●	●	●	●	●	●	●	●	●	●	●	●	●	
	-30°C	●	●	●	●	●	●	●	●	●	●	●	●	●	●	●	●	●	●	●	
	-40°C	●	●	●	●	●	●	●	●	●	●	●	●	●	●	●	●	●	●	●	
	-50°C																				
	-90°C																				
Voltage	Nominal voltage 300/500 V																				
	Peak operating voltage max. 30V																				
	Peak operating voltage max. 50V																				
	Peak operating voltage max. 90V																				
	Peak operating voltage max. 350V	●	●	●	●	●	●	●	●	●	●	●	●	●	●	●	●	●	●	●	
	Voltage UL 30 V	●	●																		
	Voltage UL resp. CSA 300 V			●					●												
	Voltage UL resp. CSA 600 V								●												
	Testing Voltage 600 V																				
	Testing Voltage 750 V																				
	Testing Voltage 1000 V																				
	Testing voltage 1500 V	●	●		●					●	●	●	●	●	●	●	●	●	●	●	
	Testing voltage 2000 V			●		●	●	●	●												
Testing voltage 3000 V																					
Standards and approvals	Halogen-free acc. to IEC 60754-1 + VDE 0482-754-1								●	●	●										
	Halogen-free for rail types																				
	Burning characteristics acc. to IEC + VDE									●			●	●	●	●	●	●	●		
	Fire performance: no flame propagation acc.to IEC 60332-3-24 + IEC 60332-3-25 CAT C resp. D									●											
	Fire performance: UL Horizontal Flame Test FT2																				
	Fire performance: UL VW1																				
	Corrosiveness of conflagration gases								●	●	●	●									
	Smoke density acc. to IEC 61034 + VDE 0482-1034																				
	Toxicity acc. to EN 50305 + VDE 0260-305																				
	UL recognized	●	●	●		●	●	●										●			
	CSA approved																				
	ABS approved																				
Rail type acc. to EN 45545-2																					
Characteristics	Oil resistance acc. to internal standard												●						●		
	Oil resistance acc. to VDE																		●		
	Oil resistance acc. to EN								●										●		
	Chemical resistance																				
	Weather resistance									B	B	B	B	C	B	B	B	A	A	C	
	Suitable for cable tracks																				
	Torsion angle								2												
	Flexibility																				



A = very good
B = good
C = medium


1 = up to ± 360°/m
2 = up to ± 180°/m

*The temperature range for flexible application is mentioned on the corresponding catalogue page

Selection Table



		Cable Type										
		J/47	J/47	J/47	J/47	J/48	J/48	J/49	J/49	J/50	J/50	
		PB 640	PB 640 UL	S PB 640	PB 640 UL	PB 642	S PB 644	SBP 680	S SBP 684 Move	S 670	S 671	
		Profibus-DP Cables				Profibus		SafetyBus p		Hybrid Field Bus		
Basic construction	Shielded	●	●	●	●	●	●		●			
	Inner jacket	●	●	●	●							
	Optical waveguide POF									●	●	
Temperature range fixed installation*	+180°C											
	+90°C											
	+85°C											
	+80°C											
	+75°C											
	+70°C	●	●	●	●	●	●	●	●	●	●	
	-30°C	●	●	●	●	●	●	●	●	●	●	
	-40°C	●	●	●	●	●	●	●	●	●	●	
	-50°C											
-90°C												
Voltage	Nominal voltage 300/500 V									●	●	
	Peak operating voltage max. 30V											
	Peak operating voltage max. 50V											
	Peak operating voltage max. 90V											
	Peak operating voltage max. 350V	●	●	●	●	●	●	●	●			
	Voltage UL 30 V											
	Voltage UL resp. CSA 300 V		●									
	Voltage UL resp. CSA 600 V									●	●	
	Testing Voltage 600 V											
	Testing Voltage 750 V											
	Testing Voltage 1000 V											
	Testing voltage 1500 V	●	●	●	●	●	●					
	Testing voltage 2000 V											
Testing voltage 3000 V									●	●		
Standards and approvals	Halogen-free acc. to IEC 60754-1 + VDE 0482-754-1							●	●			
	Halogen-free for rail types											
	Burning characteristics acc. to IEC + VDE	●	●	●	●					●	●	
	Fire performance: no flame propagation acc.to IEC 60332-3-24 + IEC 60332-3-25 CAT C resp. D											
	Fire performance: UL Horizontal Flame Test FT2											
	Fire performance: UL VW1											
	Corrosiveness of conflagration gases											
	Smoke density acc. to IEC 61034 + VDE 0482-1034											
	Toxicity acc. to EN 50305 + VDE 0260-305											
	UL recognized									●	●	
	CSA approved									●	●	
ABS approved												
Rail type acc. to EN 45545-2												
Characteristics	Oil resistance acc. to internal standard	●	●			●					●	
	Oil resistance acc. to VDE			●	●		●	●	●	●		
	Oil resistance acc. to EN			●	●		●	●	●	●		
	Chemical resistance											
	Weather resistance						C					
	Suitable for cable tracks			●	●		●		●			
	Torsion angle											
	Flexibility								A			



A = very good
 B = good
 C = medium

1 = up to ± 360°/m
 2 = up to ± 180°/m

*The temperature range for flexible application is mentioned on the corresponding catalogue page

Industrial Ethernet Cables



- PN 654 UL** PVC Profinet type A, for fixed installation with UL recognition
- PN 661** Halogen-free Profinet type B, for flexible applications with UL recognition
- S PN 668** PUR Profinet type C, continuous flex, suitable for cable tracks



Marking for PN 661 6612202:

SAB BRÖCKSKES · D-VIERSEN · S PN 661 Profinet CAT 5 Type B 2x2x22AWG AWM Style 21080 80° 300V

"Fast Connect" construction

Construction:	PN 654 UL Profinet type A <i>fixed installation</i>	PN 661 Profinet type B <i>flexible</i>	S PN 668 Profinet type C <i>continuous flex</i>
Item numbers:	6549002	6612202	6682202
Dimensions:	2 x 2 x 22 AWG	2 x 2 x 22 AWG	2 x 2 x 22 AWG
Conductor:	bare copper wire	bare copper strands, fine wires with reference to VDE 0812	tinned copper strands, extra fine wires
Insulation:	SABIX®	PE, L/MD acc. to EN 50290-2-23	PE
Color code:	blue, yellow, white, orange	blue, yellow, white, orange	blue, yellow, white, orange
Stranding:	star quad	star quad	in layers
Wrapping:	PETP foil	PETP foil	PETP foil
Inner jacket:	PVC	thermoplastic material	thermoplastic material
Wrapping:	alu foil	alu foil	alu foil
Shielding:	tinned copper braiding	tinned copper braiding	tinned copper braiding
Wrapping:	---	non-woven tape	non-woven tape
Jacket material:	PVC	SABIX®	PUR
Jacket color:	green (similar RAL 6018)	green (similar RAL 6018)	green (similar RAL 6018)

Technical data:	PN 654 UL Profinet type A <i>fixed installation</i>	PN 661 Profinet type B <i>flexible</i>	S PN 668 Profinet type C <i>continuous flex</i>
Peak operating voltage:	max. 350 V	max. 350 V	max. 350 V
Voltage UL:	300 V	300 V	---
Testing voltage:			
conductor/conductor:	2000 V	2000 V	1500 V
conductor/shielding:	2000 V	2000 V	1200 V
Min. bending radius:			
fixed installation:	5 x O.D.	5 x O.D.	5 x O.D.
free movement:	---	12 x O.D.	12 x O.D.
continuous flex:	---	---	15 x O.D.
Temperature range VDE:			
static:	UL: up to +80°C -30/+70°C	UL: up to +75°C -40/+70°C	-40/+70°C
flexible:	-5/+70°C	-30/+70 °C	-30/+70°C
Halogen-free:	---	acc. to IEC 60754-1 + VDE 0482-754-1	acc. to IEC 60754-1 + VDE 0482-754-1
Oil resistance:	acc. to internal standard see page O/29	---	TMPU acc. to EN 50363-10-2 + VDE 0207-363-10-2
Characteristic impedance:	100Ω ± 5Ω, accomplishes the electrical and transmission requirements with high frequency acc. to EN 50288-2-2 + VDE 0819-2-2 (CAT 5 acc. to EN 50173-1)		
UL Style:	2464	21080	---
Application:	suitable for EtherCAT and EtherNET/IP applications		
Absence of harmful substances:	acc. to RoHS directive of the European Union, see page O/30		

J
14

item no.	type	dimensions AWG	max. cond.-ø mm	outer-ø		cable weight ≈lbs/mft	ohmic resistance at 20°C acc. to VDE 0812 max. Ω/km
				inch ±5%	mm ±5%		
▶ 6549002	PN 654 UL	22/4c	1.55	0.256	6.5	44	54.1
▶ 6612202	PN 661	22 (≈ 7/30)/4c	1.55	0.260	6.6	47	55.4
▶ 6682202	S PN 668	22 (≈ 19/34)/4c	1.55	0.252	6.4	39	58.0

Other dimensions and colors are available on request

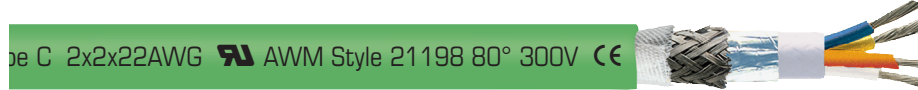
Also possible as a cable assembly with M12 or RJ 45 plug



Industrial Ethernet Cables

S PN 667 PUR Profinet type C, continuous flex with UL recognition and CSA approval

S PN 669 PUR Profinet type C, continuous flex suitable for cable tracks with UL recognition



Marking for S PN 669 6692202:

SAB BRÖCKSKES · D-VIERSEN · S PN 669 Profinet CAT 5 Type C 2x2x22AWG AWM Style 21198 80° 300V CE

Construction:	S PN 667 Profinet type C continuous flex	S PN 669 Profinet type C continuous flex
Item numbers:	6672202 / 6679001	6692202
Dimensions:	2 x 2 x 22 AWG	2 x 2 x 22 AWG
Conductor:	tinned copper strands, 7 wires or 19 wires	tinned copper strands, extra fine wires
Insulation:	special polymer	PE
Color code:	blue, yellow, white, orange	blue, yellow, white, orange
Stranding:	in layers	in layers
Wrapping:	PETP foil	PETP foil
Inner jacket:	thermoplastic material	thermoplastic material
Wrapping:	alu foil	alu foil
Shielding:	tinned copper braiding	tinned copper braiding
Wrapping:	non-woven tape	non-woven tape
Jacket material:	PUR	PUR
Jacket color:	green (similar RAL 6018)	green (similar RAL 6018)
Technical data:	PN 667 Profinet type C continuous flex	S PN 669 Profinet type C continuous flex
Peak operating voltage:	max. 350 V	max. 350 V
Voltage:	UL/CSA: 300 V	UL: 300 V
Testing voltage: conductor/conductor: conductor/shielding:	2000 V 2000 V	2000 V 2000 V
Min. bending radius: fixed installation: free movement: continuous flex:	5 x O.D. 10 x O.D. 15 x O.D.	5 x O.D. 10 x O.D. 15 x O.D.
Temperature range VDE: static: flexible:	UL/CSA: up to +80°C -40/+70°C -40/+70°C	UL: up to +80°C -30/+70°C -20/+70 °C
Halogen-free:	acc. to IEC 60754-1 + VDE 0482-754-1	acc. to IEC 60754-1 + VDE 0482-754-1
Oil resistance:	TMPU acc. to EN 50363-10-2 + VDE 0207-363-10-2	
Characteristic impedance:	100Ω ± 5Ω, accomplishes the electrical and transmission requirements with high frequency acc. to EN 50288-2-2 + VDE 0819-2-2 (CAT 5 acc. to EN 50173-1)	
UL Style:	21198	21198
Application:	suitable for EtherCAT and EtherNET/IP applications	—
Absence of harmful substances:	acc. to RoHS directive of the European Union, see page O/30	

item no.	type	dimensions AWG	max. cond.-ø mm	nominal inch	outer-ø mm	cable weight ≈lbs/mft	ohmic resistance at 20°C acc. to VDE 0812 max. Ω/km
▶ 6672202	S PN 667	22 (≈ 7/30)/4c	1.55	0.256	6.5	40	58.8
▶ 6692202	S PN 669	22 (≈ 19/34)/4c	1.55	0.272	6.9	46	58.0
For extreme bending stress - conductor construction 19 wires:							
▶ 6679001	S PN 667	22 (≈ 19/34)/4c	1.55	0.256	6.5	39	58.8

Other dimensions and colors are available on request

**short assembling time
by "Fast Connect"
construction (7 wires)**

Also possible as a cable assembly with M12 or RJ 45 plug

CABLE ASSEMBLY POSSIBLE




Industrial Ethernet Cables



- PN 678** PVC Ethernet cable type A for fixed installation, twisted pairs
- PN 679** PVC Ethernet cable type B for flexible applications, twisted pairs
- S PN 681** PUR paired Ethernet cable type C for continuous flex suitable for cable tracks



D-VIERSEN · S PN 681 CAT 5 Typ C 4x2x26AWG



Marking for S PN 681 6812604:

SAB BRÖCKSKES · D-VIERSEN · S PN 681 CAT 5 Type C 4x2x26AWG

Construction:	PN 678 Ethernet cable type A <i>fixed installation</i>	PN 679 Ethernet cable type B <i>flexible</i>	S PN 681 Ethernet cable type C <i>continuous flex</i>
Item numbers:	6782604	6792604	6812604
Dimensions:	4 x 2 x 26 AWG	4 x 2 x 26 AWG	4 x 2 x 26 AWG
Conductor:	tinned copper wire	tinned copper strands, fine wires with reference to VDE 0812	tinned copper strands, extra fine wires
Insulation:	PE, L/MD acc. to EN 50290-2-23	PE, L/MD acc. to EN 50290-2-23	SABIX®
Color code:	white conductors with numbers 1-4 + (blue, orange, green, brown)	white conductors with numbers 1-4 + (blue, orange, green, brown)	white conductors with numbers 1-4 + (blue, orange, green, brown)
Stranding:	twisted to pairs & paired together	twisted to pairs & paired together	twisted to pairs & paired together
Wrapping:	alu foil	PETP foil + alu foil	non-woven tapes + alu foil
Shielding	tinned copper braiding	tinned copper braiding	tinned copper braiding
Wrapping:	---	non-woven tape	non-woven tape
Jacket material:	PVC	PUR	PUR
Jacket color:	green (similar RAL 6018)	green (similar RAL 6018)	green (similar RAL 6018)

Technical data:	PN 678 Ethernet cable type A <i>fixed installation</i>	PN 679 Ethernet cable type B <i>flexible</i>	S PN 681 Ethernet cable type C <i>continuous flex</i>
Peak operating voltage:	max. 350 V	max. 350 V	max. 350 V
Testing voltage: conductor/conductor: conductor/shielding:	1500 V 1200 V	1500 V 1200 V	1500 V 1200 V
Min. bending radius fixed installation: free movement: continuous flex:	5 x O.D. — —	5 x O.D. 10 x O.D. —	5 x O.D. 10 x O.D. 12 x O.D.
Temperature range VDE: static: flexible:	-30/+70°C -5/+70°C	-40/+70°C -40/+70 °C	-40/+90°C -30/+90°C
Halogen-free:	---	acc. to IEC 60754-1 + VDE 0482-754-1	acc. to IEC 60754-1 + VDE 0482-754-1
Oil resistance:	acc. to internal standard see page O/29	TMPU acc. to EN 50363-10-2 + VDE 0207-363-10-2	TMPU acc. to EN 50363-10-2 + VDE 0207-363-10-2
Characteristic impedance:	100Ω ± 10Ω, accomplishes the electrical and transmission requirements with high frequency acc. to EN 50288-2-2 + VDE 0819-2-2 (CAT 5 acc. to EN 50173-1)		
Application:	suitable for EtherCAT and EtherNET/IP applications		
Absence of harmful substances:	acc. to RoHS directive of the European Union, see page O/30		

item no.	type	dimensions AWG	max. cond.-ø mm	nominal outer-ø inch	mm	cable weight ≈lbs/mft	ohmic resistance at 20°C acc. to VDE 0812 max. Ω/km
▶ 6782604	PN 678	26/4pr	1.10	0.244	6.2	33	150
▶ 6792604	PN 679	26 (≈ 7/34)/4pr	1.05	0.272	6.9	38	148
▶ 6812604	S PN 681	26 (≈ 19/38)/4pr	1.10	0.283	7.2	39	145

Other dimensions and colors are available on request

J
16

Also possible as a cable assembly with M12 or RJ 45 plug



Industrial Ethernet Cables



DR PN 689 P Highflex PUR Reeling Profinet cable/ CAT 5 cable

S PN 668 PUR Hybrid cable continuous flex suitable for cable tracks with UL recognition

RT PN 668 PUR Profinet cable suitable for robots



Marking for DR PN 689 P Highflex 6892202:

SAB BRÖCKSKES · D-VIERSEN · DR PN 689 P Highflex 2x2x22AWG CE



Construction:	DR PN 689 P Highflex reeling Profinet cable	DR PN 689 P Highflex reeling CAT 5 cable	S PN 668 Hybrid Hybrid cable type C continuous flex	RT PN 668 Profinet cable suitable for robots
Item numbers:	6892202	6899001	6689010	6689001
Dimensions:	2 x 2 x 22 AWG	4 x 2 x 26 AWG	2 x 2 x 22 AWG + 4 x 16 AWG	2 x 2 x 22 AWG
Conductor:	tinned copper strands, fine wires	tinned copper strands, fine wires	22 AWG: tinned copper strands, extra fine wires 16 AWG: bare copper strands acc. to IEC 60228, VDE 0295, class 6	tinned copper strands, extra fine wires
Insulation:	SABIX®	SABIX®	22 AWG: SABIX® 16 AWG: TPE	special polymer
Color code:	blue, yellow, white, orange	blue, orange, green, brown + 4 white conductors with consecutive numbers	22 AWG: blue, yellow, white, orange 16 AWG: black conductors with consecutive numbers acc. to EN 50334 + VDE 0293-334	blue, yellow, white, orange
Stranding:	in layers	twisted to pairs and pairs together	22 AWG: in layers/ together in layers	in layers
Wrapping:	PETP foil	PETP foil	22 AWG: PETP foil	tape
Inner jacket:	SABIX®	SABIX®	22 AWG: SABIX®	—
Wrapping:	alu foil	alu foil	22 AWG: alu foil	alu foil
Shielding:	tinned copper braiding	tinned copper braiding	—	tinned copper braiding
Wrapping:	non-woven tape	non-woven tape	22 AWG: non-woven tape	non-woven tape
Wrapping:	—	—	overall non-woven tape	—
Jacket material:	PUR/supporting braid/PUR	PUR/supporting braid/PUR	PUR	PUR
Jacket color:	green (similar RAL 6018)	black (similar RAL 9005)	green (similar RAL 6018)	green (similar RAL 6018)

Technical data:	DR PN 689 P Highflex reeling Profinet cable	DR PN 689 P Highflex reeling CAT 5 cable	S PN 668 Hybrid Hybrid cable type C continuous flex	RT PN 668 Profinet cable suitable for robots
Peak operating voltage:	max. 350 V	max. 350 V	max. 350 V	max. 350 V
Voltage UL:	—	—	300 V	—
Testing voltage: conductor/conductor: conductor/shielding:	1500 V 1200 V	1500 V 1200 V	2000 V 2000 V	1500 V 1200 V
Min. bending radius:	for laying and installation (fixed installation): for repeated winding action (flexible): guided on deflection pulleys (flexible):	5 x O.D. 10 x O.D. 12 x O.D.	fixed installation: 5 x O.D. flexible: 10 x O.D. continuous flex: 12 x O.D.	flexible: 10 x O.D. torsion angle: ± 360°/m
Temperature range VDE: static: flexible:	-40/+90°C -30/+90°C	-40/+90°C -30/+90°C	UL: up to +80°C -40/+90°C -30/+90°C	-40/+70°C -30/+70°C
Halogen-free:	acc. to IEC 60754-1 + VDE 0482-754-1	acc. to IEC 60754-1 + VDE 0482-754-1	acc. to IEC 60754-1 + VDE 0482-754-1	acc. to IEC 60754-1 + VDE 0482-754-1
Oil resistance:	TMPU acc. to EN 50363-10-2 + VDE 0207-363-10-2		TMPU acc. to EN 50363-10-2 + VDE 0207-363-10-2	
Characteristic impedance:	100Ω ± 10Ω, accomplishes the electrical and transmission requirements with high frequency acc. to EN 50288-2-2 + VDE 0819-2-2 (CAT 5 acc. to EN 50173-1)			
UL Style:	—	—	20233	—
Application:	suitable for EtherCAT and EtherNET/IP applications			
Absence of harmful substances:	acc. to RoHS directive of the European Union, see page O/30			

item no.	type	jacket color	dimensions AWG	nominal outer-ø inch	mm	cable weight ≈lbs/mft	ohmic resistance at 20°C acc. to VDE 0812 max. Ω/km
▶ 6892202	DR PN 689 P Highflex	green (similar RAL 6018)	22 (≈ 19/34)/2pr	0.323	8.2	56	58.8
▶ 6899001	DR PN 689 P Highflex	black (similar RAL 9005)	26 (≈ 19/38)/4pr	0.343	8.7	57	139
▶ 6689010	S PN 668 Hybrid	green (similar RAL 6018)	22 (≈ 19/34)/2pr + 16 (≈ 84/34)/4c	0.394	10.0	106	58.0 / 13.3
▶ 6689001	RT PN 668	green (similar RAL 6018)	22 (≈ 19/34)/2pr	0.276	7.0	42	58.0

Other dimensions and colors are available on request



www.sabcable.com
866-722-2974 ■ info@sabcable.com

Industrial Ethernet Cables CAT 5 & 5e

PN 675 PVC Ethernet cable type B, for flexible applications, PLTC 600 V, CAT 5e

S PN 676 PUR Ethernet cable type C, continuous flex, CAT 5



(UL) TYPE CMR c(UL) TYPE CMG 75C or (UL) PLTC SUN RES OIL 

Marking for PN 675 6752202:

SAB NORTH AMERICA 6752202 2/P 22 AWG SHIELDED INDUSTRIAL ETHERNET CAT5E (UL) TYPE CMR c(UL) TYPE CMG 75C or (UL) PLTC SUN RES OIL RES I OR (UL) AWM STYLE 2570 80C 600V -- RoHS



Construction:	PN 675 type B flexible	S PN 676 type C continuous flex
Item numbers:	6752202	6752204
Dimensions:	2 x 2 x 22 AWG	4 x 2 x 22 AWG
Conductor:	tinned copper strands, fine wires	tinned copper strands, fine wires
Insulation:	Polyolefin	PFA/PP
Color code:	orange & white/orange stripe green & white/green stripe	blue & white/blue stripe orange & white/orange stripe green & white/green stripe brown & white/brown stripe
Stranding:	in layers	in layers
Wrapping:	—	—
Shielding:	aluminum foil/polyester tape + 24 AWG (7/32) tinned copper drain wire	—
Wrapping:	—	—
Jacket material:	PVC	PVC
Jacket color:	teal	teal
		green (similar RAL 6018)

Technical data:	PN 675 type B flexible	S PN 676 type C continuous flex
Approvals:	c(UL) CMG 75C, (UL) PLTC, (UL) AWM 2570 600V 80°C	UL, CSA
Peak operating voltage:	max. 350 V	max. 350 V
Voltage:	UL: 600 V	UL/CSA: 300 V
Testing voltage: conductor/conductor: conductor/shielding:	1500 V 1200 V	1500 V 1200 V
Min. bending radius: fixed installation: free movement: continuous flex:	5 x O.D. 10 x O.D. —	5 x O.D. 10 x O.D. 12 x O.D.
Temperature range VDE: static: flexible:	UL: up to +80°C -40/+80°C -25/+80°C	UL/CSA: up to +80°C -40/+90°C -30/+90°C
Halogen-free:	—	acc. to DIN VDE 0472 part 815 IEC 60754-1
Oil resistance:	oil resistance I	oil resistance I
UV resistance:	yes	yes
Characteristic impedance:	100Ω ± 15Ω (0.722-100.0 MHz)	100Ω ± 15Ω (0.722-100.0 MHz)
Transmission performance:	1 - 250 MHz	1 - 250 MHz
Absence of harmful substances:	acc. to RoHS directive of the European Union, see page O/30	

item no.	type	jacket color	dimensions AWG	nominal outer-ø inch	mm	cable weight ≈lbs/mft	ohmic resistance at 20°C acc. to VDE 0812 max. Ω/km
▶ 6752202	PN 675	teal	22 (≈ 7/30)/2pr	0.310	7.9	45	—
▶ 6752204	PN 675	teal	22 (≈ 7/30)/4pr	0.330	8.4	59	—
▶ 6762404	S PN 676	green (similar RAL 6018)	24 (≈ 19/36)/4pr	0.327	8.3	53	145

Other dimensions and colors are available on request



J
18



Industrial Ethernet Cables CAT 6 & 6A

CATLine CAT 6 S / CAT 6A S Gigabit Ethernet cable suitable for cable tracks

CATLine CAT 6 RT / CAT 6A RT Gigabit Ethernet cable suitable for cable tracks, suitable for robots



9 80°C 300V CSA AWM I/II A/B 80°C 300V FT2 CE



Marking for CATLine CAT 6 S 16774630:

SAB BRÖCKSKES · D-VIERSEN · CATLine Cat.6 S 4x2x26AWG 1677-4630 AWM Style 20549 80°C 300V CSA AWM I/II A/B 80°C 300V FT2 CE

Construction:	CATLine CAT 6 S suitable for cable tracks	CATLine CAT 6A S suitable for cable tracks	CATLine CAT 6 RT suitable for cable tracks/ suitable for robots	CATLine CAT 6A RT suitable for cable tracks/ suitable for robots
Item numbers:	16774630	16774631	16874630	16874631
Dimensions:	4 x 2 x 26 AWG	4 x 2 x 26 AWG	4 x 2 x 26 AWG	4 x 2 x 26 AWG
Conductor:	bare copper strands, fine wires	bare copper strands, fine wires	bare copper strands, fine wires	bare copper strands, fine wires
Insulation:	special polymer	special polymer	special polymer	special polymer
Color code:	white-blue/blue, white-orange/orange, white-green/green, white-brown/brown		white-blue/blue, white-orange/orange, white-green/green, white-brown/brown	
Stranding:	conductors twisted to pairs, pairs together		conductors twisted to pairs, pairs together	
Wrapping:	non-woven tape	non-woven tape	non-woven tape	non-woven tape
Shielding:	alu foil	alu foil	alu foil	alu foil
Shielding:	tinned copper braiding	tinned copper braiding	tinned copper braiding	tinned copper braiding
Wrapping:	non-woven tape	non-woven tape	non-woven tape	non-woven tape
Jacket material:	PUR	PUR	PUR	PUR
Jacket color:	green (similar RAL 6018)	green (similar RAL 6018)	green (similar RAL 6018)	green (similar RAL 6018)

Technical data:	CATLine CAT 6 S suitable for cable tracks	CATLine CAT 6A S suitable for cable tracks	CATLine CAT 6 RT suitable for cable tracks/ suitable for robots	CATLine CAT 6A RT suitable for cable tracks/ suitable for robots
Peak operating voltage:	max. 90 V	max. 90 V	max. 90 V	max. 90 V
Voltage UL/CSA:	300 V	300 V	300 V	300 V
Testing voltage: conductor/conductor: conductor/shielding:	2000 V 2000 V	2000 V 2000 V	2000 V 2000 V	2000 V 2000 V
Min. bending radius: fixed installation free movement: continuous flex:	5 x O.D. 10 x O.D. 15 x O.D.	5 x O.D. 10 x O.D. 15 x O.D.	5 x O.D. 10 x O.D. 15 x O.D.	5 x O.D. 10 x O.D. 15 x O.D.
Torsion:	—	—	up to ± 180°/m	up to ± 180°/m
Temperature range VDE: static: flexible:	UL: up to +80°C -40/+70°C -40/+70°C	UL: up to +80°C -40/+70°C -40/+70°C	UL: up to +80°C -40/+70°C -40/+70°C	UL: up to +80°C -40/+70°C -40/+70°C
Halogen-free:	acc. to IEC 60754-1 + VDE 0482-754-1	acc. to IEC 60754-1 + VDE 0482-754-1	acc. to IEC 60754-1 + VDE 0482-754-1	acc. to IEC 60754-1 + VDE 0482-754-1
Burning characteristics:	flame retardant and self-extinguishing acc. to IEC 60332-1-2 + VDE 0482-332-1-2; UL Horizontal Flame Test FT2			
Oil resistance:	TMPU acc. to EN 50363-10-2 + VDE 0207-363-10-2		TMPU acc. to EN 50363-10-2 + VDE 0207-363-10-2	
Characteristic impedance (100 MHz): accomplishes the electrical and transmission requirements with high frequency	100Ω ± 10Ω, with reference to EN 50288-5-2 / CAT 6	100Ω ± 10Ω, with reference to EN 50288-10-2 / CAT 6A	100Ω ± 10Ω, with reference to EN 50288-5-2 / CAT 6	100Ω ± 10Ω, with reference to EN 50288-10-2 / CAT 6A
Flexibility:	very good	very good	very good	very good
UL Style:	20549	20549	20549	20549
Application:	suitable for EtherCAT and EtherNET/IP applications			
Absence of harmful substances:	acc. to RoHS directive of the European Union, see page O/30			

item no.	type	dimensions AWG	max. cond.-ø mm	nominal outer-ø inch	mm	cable weight ≈lbs/mft
▶ 16774630	CATLine CAT 6 S	26 (≈ 7/34)/4pr	1.05	0.280	7.1	38
▶ 16774631	CATLine CAT 6A S	26 (≈ 7/34)/4pr	1.05	0.280	7.1	38
▶ 16874630	CATLine CAT 6 RT	26 (≈ 7/34)/4pr	1.05	0.280	7.1	38
▶ 16874631	CATLine CAT 6A RT	26 (≈ 7/34)/4pr	1.05	0.280	7.1	38

Other dimensions and colors are available on request

+90°C on request

Also possible as a
cable assembly with
M12 or RJ 45 plug

CABLE
ASSEMBLY
▲ POSSIBLE



Industrial Ethernet Cables CAT 6A



CATLine CAT 6A HT

Gigabit Ethernet cable – high temperature resistant



26AWG 1631-4631 AWM Style 21618 150°C 600V



Marking for CATLine CAT 6A HT 16314631:

SAB BRÖCKSKES · D-VIERSEN · **CATLine** Cat.6A HT 4x2x26AWG 16314631 AWM Style 21618 150°C 600V

Construction:

Conductor:	bare copper strands, fine wires
Insulation:	FEP
Color code:	white/blue, white/orange, white/green, white/brown
Stranding:	twisted to pairs
Wrapping:	PETP foil
Shielding:	alu. foil + tinned copper braiding
Jacket material:	FEP
Jacket color:	green (similar RAL 6018)

Outstanding features:



- high temperature resistant
- low temperature resistant
- flame retardant and self-extinguishing
- oil and chemical resistant
- UL recognized

Technical data:

Peak operating voltage:	max. 90 V
Voltage UL:	600 V
Testing voltage:	conductor/conductor: 2000 V conductor/shielding: 2000 V
Min. bending radius:	
<i>fixed installation:</i>	5 x O.D.
<i>free movement:</i>	10 x O.D.
Temperature range:	UL: up to +150°C
<i>static:</i>	-90/+180°C
<i>flexible:</i>	-55/+180°C
Burning characteristics:	flame retardant and self-extinguishing acc. to IEC 60332-1-2 + VDE 0482-332-1-2, UL VW-1
Oil resistance:	very good
Chemical resistance:	very good against acids, halogens, bases, chlorinated solvents as well as organic and inorganic compounds
Character impedance:	100Ω ± 10Ω, accomplishes the electrical and transmission requirements with high frequency with reference to EN 50288-10-2 (CAT 6A)
Approvals:	UL AWM Style 21618, CE, EAC, RoHS
Application:	suitable for EtherCAT and EtherNET/IP applications
Absence of harmful substances:	acc. to RoHS directive of the European Union see page O/30

item no.	type	dimensions AWG	max. cond.-ø mm	nominal outer-ø inch	mm	cable weight ≈lbs/mft
▶ 16314631	CATLine CAT 6A HT	26 (≈ 7/34)/4pr	1.05	0.224	5.7	35

Other dimensions and colors are available on request

Also possible as a cable assembly with M12 or RJ 45 plug **CABLE ASSEMBLY POSSIBLE**

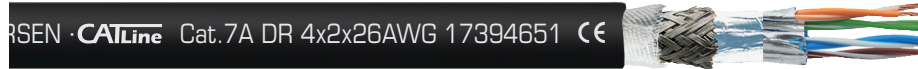


Industrial Ethernet Cables CAT 5e, 6A & 7A

CATLine CAT 5e DR CAT 5e reeling industrial Ethernet cable

CATLine CAT 6A DR CAT 6A reeling gigabit Ethernet cable

CATLine CAT 7A DR CAT 7A reeling gigabit Ethernet cable



Marking for CATLine CAT 7A DR 17394651:

SAB BRÖCKSKES · D-VIERSEN · CATLine Cat.7A DR 4x2x26AWG 17394651 CE

Construction:	CATLine CAT 5e DR <i>reeling Ethernet cable</i>	CATLine CAT 6A DR <i>reeling Ethernet cable</i>	CATLine CAT 7A DR <i>reeling Ethernet cable</i>
Item numbers:	15394651	16394651	17394651
Dimensions:	4 x 2 x 26 AWG	4 x 2 x 26 AWG	4 x 2 x 26 AWG
Conductor:	bare copper strands, fine wires	bare copper strands, fine wires	bare copper strands, fine wires
Insulation:	special polymer	special polymer	special polymer
Color code:	white-blue/blue, white-orange/orange, white-green/green, white-brown/brown	white-blue/blue, white-orange/orange, white-green/green, white-brown/brown	white-blue/blue, white-orange/orange, white-green/green, white-brown/brown
Stranding:	conductors twisted to pairs, pairs together	conductors twisted to pairs, pairs together	conductors twisted to pairs, pairs shielded with foil, pairs together
Wrapping:	non-woven tape	non-woven tape	—
Shielding:	alu foil	alu foil	aluminized non-woven tape
Shielding:	tinned copper braiding	tinned copper braiding	tinned copper braiding
Wrapping:	non-woven tape	non-woven tape	non-woven tape
Jacket material:	PUR / supporting braid/ PUR	PUR / supporting braid/ PUR	PUR / supporting braid/ PUR
Jacket color:	black (RAL 9005)	black (RAL 9005)	black (RAL 9005)
Technical data:	CATLine CAT 5e DR <i>reeling Ethernet cable</i>	CATLine CAT 6A DR <i>reeling Ethernet cable</i>	CATLine CAT 7A DR <i>reeling Ethernet cable</i>
Peak operating voltage:	max. 90 V	max. 90 V	max. 90 V
Testing voltage: conductor/conductor: conductor/shielding:	750 V 750 V	750 V 750 V	750 V 750 V
Min. bending radius fixed laying and installation (fixed installation): for repeated winding action (flexible application): guided on pulleys (flexible application):	5 x O.D. 10 x O.D. 12 x O.D.	5 x O.D. 10 x O.D. 12 x O.D.	5 x O.D. 10 x O.D. 12 x O.D.
Temperature range VDE: static: flexible:	-50/+90°C -40/+90°C	-50/+90°C -40/+90°C	-50/+90°C -40/+90°C
Halogen-free:	acc. to IEC 60754-1 + VDE 0482-754-1	acc. to IEC 60754-1 + VDE 0482-754-1	acc. to IEC 60754-1 + VDE 0482-754-1
Oil resistance:	TMPU acc. to EN 50363-10-2 + VDE 0207-363-10-2	TMPU acc. to EN 50363-10-2 + VDE 0207-363-10-2	TMPU acc. to EN 50363-10-2 + VDE 0207-363-10-2
Characteristic impedance (100 MHz):	100Ω ± 10Ω, accomplishes the electrical and transmission requirements with high frequency with reference to EN 50288-2-2 / CAT 5	100Ω ± 10Ω, accomplishes the electrical and transmission requirements with high frequency with reference to EN 50288-10-2 / CAT 6A	100Ω ± 10Ω, accomplishes the electrical and transmission requirements with high frequency with reference to EN 50288-9-2 / CAT 7A
Weather resistance:	very good	very good	very good
Application:	suitable for EtherCAT and EtherNET/IP applications		
Absence of harmful substances:	acc. to RoHS directive of the European Union, see page O/30		

item no.	type	dimensions AWG	max. cond.-ø mm	nominal outer-ø inch	mm	cable weight ≈lbs/mft	tensile strength max. N
▶ 15394651	CATLine CAT 5e DR	26 (≈ 7/34)/4pr	1.05	0.335	8.5	53	200
▶ 16394651	CATLine CAT 6A DR	26 (≈ 7/34)/4pr	1.05	0.335	8.5	54	200
▶ 17394651	CATLine CAT 7A DR	26 (≈ 7/34)/4pr	1.05	0.413	10.5	79	200

Other dimensions and colors are available on request

Also possible as a cable assembly with M12 or RJ 45 plug CABLE ASSEMBLY POSSIBLE



www.sabcable.com
866-722-2974 ■ info@sabcable.com

Industrial Ethernet Cables CAT 7A

CATLine CAT 7A S Gigabit Ethernet cable suitable for cable tracks

CATLine CAT 7A RT Gigabit Ethernet cable suitable for suitable for robots



549 80°C 300V CSA AWM I/II A/B 80°C 300V FT2 CE



Marking for CATLine CAT 7A S 17774631:

SAB BRÖCKSKES · D-VIERSEN · **CATLine** Cat.7A S 4x2x26AWG 17774631 **UL** AWM Style 20549 80°C 300V CSA AWM I/II A/B 80°C 300V FT2 CE



Construction:	CATLine CAT 7A S <i>suitable for cable tracks</i>	CATLine CAT 7A RT <i>suitable for robots</i>
Item numbers:	17774631 / 17774431	17874631 / 17874431
Dimensions:	4 x 2 x 26 AWG / 4 x 2 x 24 AWG	4 x 2 x 26 AWG / 4 x 2 x 24 AWG
Conductors:	bare copper strands, fine wires	bare copper strands, fine wires
Insulation:	special polymer	special polymer
Color code:	white-blue/blue, white-orange/orange, white-green/green, white-brown/brown	white-blue/blue, white-orange/orange, white-green/green, white-brown/brown
Stranding:	conductors twisted to pairs, pairs shielded with foil, pairs together	conductors twisted to pairs, pairs shielded with foil, pairs together
Shielding:	aluminized non-woven tape	aluminized non-woven tape
Shielding:	tinned copper braiding	tinned copper braiding
Wrapping:	non-woven tape	non-woven tape
Jacket material:	PUR	PUR
Jacket color:	green (similar RAL 6018)	green (similar RAL 6018)

Technical data:	CATLine CAT 7A S <i>suitable for cable tracks</i>	CATLine CAT 7A RT <i>suitable for robots</i>
Peak operating voltage:	max. 90 V	max. 90V
Voltage UL/CSA:	300 V	300 V
Testing voltage: conductor/conductor: conductor/shielding:	2000 V 2000 V	2000 V 2000 V
Min. bending radius: fixed installation: free movement: continuous flex:	5 x O.D. 10 x O.D. 15 x O.D.	5 x O.D. 10 x O.D. —
Torsion angle:	—	up to ± 180°/m
Temperature range VDE: static: flexible:	UL/CSA: up to +80°C -40/+70°C -40/+70°C	UL/CSA: up to +80°C -40/+70°C -40/+70°C
Halogen-free:	acc. to IEC 60754-1 + VDE 0482-754-1	acc. to IEC 60754-1 + VDE 0482-754-1
Burning characteristics:	flame retardant and self-extinguishing acc. to IEC 60332-1-2 + VDE 0482-332-1-2 UL Horizontal Flame Test FT2	flame retardant and self-extinguishing acc. to IEC 60332-1-2 + VDE 0482-332-1-2 UL Horizontal Flame Test FT2
Oil resistance:	TMPU acc. to EN 50363-10-2 + VDE 0207-363-10-2	TMPU acc. to EN 50363-10-2 + VDE 0207-363-10-2
Characteristic impedance (100 MHz):	100Ω ± 10Ω, accomplishes the electrical and transmission requirements with high frequency with reference to EN 50288-9-2 + VDE 0819-9-2 / CAT 7A	
Flexibility:	very good	very good
UL Style:	20549	20549
Application:	suitable for EtherCAT and EtherNET/IP applications	
Absence of harmful substances:	acc. to RoHS directive of the European Union, see page O/30	

item no.	type	dimensions AWG	max. cond.-ø mm	nominal outer-ø inch	mm	cable weight ≈lbs/mft
▶ 17774631	CATLine CAT 7A S	26 (≈ 7/34)/4pr	1.50	0.355	8.5	54
▶ 17774431	CATLine CAT 7A S	24 (≈ 7/34)/4pr	1.60	0.409	10.4	68
▶ 17874631	CATLine CAT 7A RT	26 (≈ 7/34)/4pr	1.50	0.350	8.9	56
▶ 17874431	CATLine CAT 7A RT	24 (≈ 7/34)/4pr	1.60	0.366	9.3	66

Other dimensions and colors are available on request



+90°C
on request

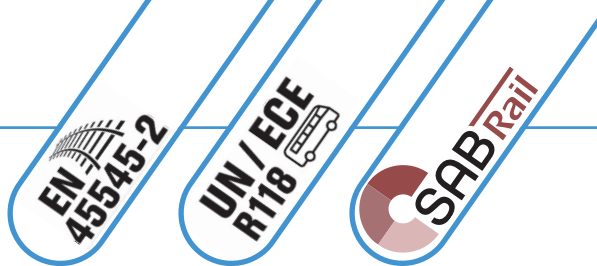
Also possible as a cable assembly with M12 or RJ 45 plug



Ethernet Cables for Railway

CATLine CAT 5e R
CATLine CAT 6A R
CATLine CAT 7A R

Halogen-free industrial Ethernet cables
 for railway technology



D-VIERSEN · **CATLine** Cat. 7A R 4x2x24AWG 1767-4621 **CE**



Marking for CATLine CAT 7A R 17674621:

SAB BRÖCKSKES · D-VIERSEN · **CATLine** Cat. 7A R 4x2x24AWG 17674621 **CE**

Construction:	CATLine CAT 5e R <i>flexible</i>		CATLine CAT 6A R <i>flexible</i>	CATLine CAT 7A R <i>flexible</i>
Item numbers:	15672625 15679002 15679004	15674421	16674621	17674621
Dimensions:	2 x 2 x 26 AWG 2 x 2 x 24 AWG 2 x 2 x 22 AWG	4 x 2 x 22 AWG	4 x 2 x 26 AWG	4 x 2 x 26 AWG
Conductor:	bare copper strands, fine wires		bare copper strands, fine wires	bare copper strands, fine wires
Insulation:	PE	PE	PE	PE
Color code:	blue, yellow, white, orange	white-blue/blue, white-orange/orange, white-green/green, white-brown/brown		white-blue/blue, white-orange/orange, white-green/green, white-brown/brown
Stranding:	star quad	conductors twisted to pairs, pairs together		twisted to pairs with alu foil, pairs together
Wrapping:	foil	foil	foil	—
Shielding:	alu foil + tinned copper braiding		alu foil + tinned copper braiding	tinned copper braiding
Jacket material:	special SABIX®	special SABIX®	special SABIX®	special SABIX®
Jacket color:	green (similar RAL 6018)		green (similar RAL 6018)	green (similar RAL 6018)

Technical data:	CATLine CAT 5e R <i>flexible</i>	CATLine CAT 6A R <i>flexible</i>	CATLine CAT 7A R <i>flexible</i>
Peak operating voltage:	max. 90 V	max. 90 V	max. 90 V
Testing voltage: conductor/conductor: conductor/shielding:	750 V 750 V	750 V 750 V	750 V 750 V
Min. bending radius: fixed installation: free movement:	5 x O.D. 12 x O.D.	5 x O.D. 12 x O.D.	5 x O.D. 12 x O.D.
Temperature range VDE: static: flexible:	-40/+70°C -30/+70°C	-40/+70°C -30/+70°C	-40/+70°C -30/+70°C
Low smoke halogen-free (LSHF):	acc. to EN 50306-1 + EN 50264-1; Development of HCl is ≤ 0.5% acc. to IEC 60754-1; pH-value is ≥ 4.3 acc. to IEC 60754-2; Conductivity is ≤ 10.0 µS/mm acc. to IEC 60754-2; Fluoric content ≤ 0.1% acc. to IEC 60684-2		
Burning characteristics:	no flame propagation acc. to IEC 60332-3-24 + VDE 0482-332-3-24 resp. IEC 60332-3-25 + VDE 0482-332-3-25 and EN 50305 + VDE 0260-305 section 9.1.2. Flame retardant and self-extinguishing acc. to IEC 60332-1-2 + VDE 0482-332-1-2. Flame retardant acc. to ISO 6722 (UN/ECE R118)		
Smoke density:	acc. to IEC 61034 + VDE 0482-1034	acc. to IEC 61034 + VDE 0482-1034	acc. to IEC 61034 + VDE 0482-1034
Toxicity:	acc. to EN 50305 + VDE 0260-305	acc. to EN 50305 + VDE 0260-305	acc. to EN 50305 + VDE 0260-305
Characteristic impedance:	100Ω ± 10Ω, accomplishes the electrical and transmission requirements with high frequency with reference to EN 50288-2-2 / CAT 5	100Ω ± 10Ω, accomplishes the electrical and transmission requirements with high frequency with reference to EN 50288-10-2 / CAT 6A	100Ω ± 10Ω, accomplishes the electrical and transmission requirements with high frequency with reference to EN 50288-9-2 / CAT 7A
Flexibility:	good	good	good
Application:	suitable for EtherCAT and EtherNET/IP applications		
Absence of harmful substances:	acc. to RoHS directive of the European Union, see page O/30		

item no.	type	dimensions AWG	max. cond.-ø mm	nominal outer-ø inch ± 5%	nominal outer-ø mm ± 5%	cable weight ≈lbs/mft
▶ 15672625	CATLine CAT 5e R	26 (≈ 18/38)/2pr	1.05	0.157	4.0	17
▶ 15679002	CATLine CAT 5e R	24 (≈ 14/34)/2pr	1.30	0.205	5.2	28
▶ 15679004	CATLine CAT 5e R	22 (≈ 7/30)/2pr	1.60	0.232	5.9	35
▶ 15674421	CATLine CAT 5e R	24 (≈ 14/34)/4pr	1.30	0.315	8.0	47
▶ 16674621	CATLine CAT 6A R	26 (≈ 18/38)/4pr	1.05	0.268	6.8	37
▶ 17674621	CATLine CAT 7A R	26 (≈ 18/38)/4pr	1.60	0.307	7.8	50

Other dimensions and colors are available on request



Fulfills fire protection requirements
R15 (EL1A) acc. to EN 45545-2
 for hazard levels HL1-3

Also possible as a
 cable assembly with
M12 or RJ 45 plug

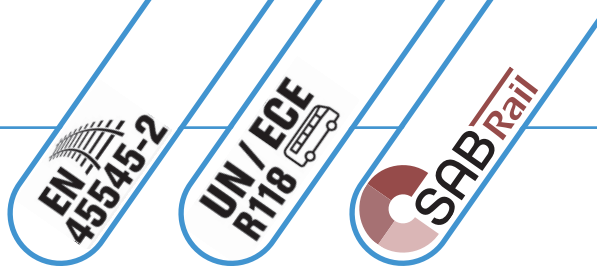


www.sabcable.com
 866-722-2974 ■ info@sabcable.com

Ethernet Cables for Railway

CATLine CAT 5e R flex
CATLine CAT 6A R flex
CATLine CAT 7A R flex

Halogen-free continuous flex industrial Ethernet cables for railway technology



D-VIERSEN · **CATLine** Cat. 7A R flex 4x2x24AWG 17694431 **CE**



Marking for CATLine CAT 7A R flex 17694431:

SAB BRÖCKSKES · D-VIERSEN · **CATLine** Cat. 7A R flex 4x2x24AWG 17694431 **CE**

Construction:	CATLine CAT 5e R flex <i>continuous flex</i>		CATLine CAT 6A R flex <i>continuous flex</i>	CATLine CAT 7A R flex <i>continuous flex</i>
Item numbers:	15692435 15692235	15694431 15694631	16694431 16694631	17694431 17694631
Dimensions:	2 x 2 x 24 AWG 2 x 2 x 22 AWG	4 x 2 x 26 AWG 4 x 2 x 24 AWG	4 x 2 x 24 AWG 4 x 2 x 26 AWG	4 x 2 x 24 AWG 4 x 2 x 26 AWG
Conductor:	bare copper strands, fine wires		bare copper strands, fine wires	
Insulation:	special SABIX®		special SABIX®	
Color code:	blue, yellow, white, orange	white-blue/blue, white-orange/orange, white-green/green, white-brown/brown	white-blue/blue, white-orange/orange, white-green/green, white-brown/brown	
Stranding:	star quad	conductors twisted to pairs, pairs together		twisted to pairs with alu foil, pairs together
Wrapping:	foil		foil	
Shielding:	alu foil + tinned copper braiding		alu foil + tinned copper braiding	
Jacket material:	special SABIX®		special SABIX®	
Jacket color:	green (similar RAL 6018)		green (similar RAL 6018)	

Technical data:	CATLine CAT 5e R flex <i>continuous flex</i>		CATLine CAT 6A R flex <i>continuous flex</i>	CATLine CAT 7A R flex <i>continuous flex</i>
Peak operating voltage:	max. 90 V		max. 90 V	
Testing voltage:	750 V		750 V	
conductor/conductor:	750 V		750 V	
conductor/shielding:	750 V		750 V	
Min. bending radius:	5 x O.D.		5 x O.D.	
fixed installation:	12 x O.D.		12 x O.D.	
free movement:	15 x O.D.		15 x O.D.	
continuous flex:	15 x O.D.		15 x O.D.	
Temperature range VDE:	-50/+90°C		-50/+90°C	
static:	-40/+90°C		-40/+90°C	
flexible:	-40/+90°C		-40/+90°C	
Low smoke halogen-free (LSHF):	acc. to EN 50306-1 + EN 50264-1; Development of HCl is ≤ 0.5% acc. to IEC 60754-1; pH-value is ≥ 4.3 acc. to IEC 60754-2; Conductivity is ≤ 10.0 μS/mm acc. to IEC 60754-2; Fluoric content ≤ 0.1% acc. to IEC 60684-2			
Burning characteristics:	no flame propagation acc. to IEC 60332-3-24 + VDE 0482-332-3-24 resp. IEC 60332-3-25 + VDE 0482-332-3-25 and EN 50305 + VDE 0260-305 section 9.1.2. Flame retardant and self-extinguishing acc. to IEC 60332-1-2 + VDE 0482-332-1-2. Flame retardant acc. to ISO 6722 (UN/ECE R118)			
Smoke density:	acc. to IEC 61034 + VDE 0482-1034		acc. to IEC 61034 + VDE 0482-1034	
Toxicity:	acc. to EN 50305 + VDE 0260-305		acc. to EN 50305 + VDE 0260-305	
Oil and fuel resistance:	acc. to EN 50264-1 + VDE 0260-264-1		acc. to EN 50264-1 + VDE 0260-264-1	
Characteristic impedance:	100Ω ± 5Ω with reference to EN 50288-2-2 / CAT 5	100Ω ± 10Ω with reference to EN 50288-2-2 / CAT 5	100Ω ± 10Ω with reference to EN 50288-10-2 / CAT 6A	
Flexibility:	good		good	
Application:	suitable for EtherCAT and EtherNET/IP applications			
Absence of harmful substances:	acc. to RoHS directive of the European Union, see page O/30			

item no.	type	dimensions AWG	nominal outer-ø inch	mm	cable weight ≈lbs/mft
▶ 15692435	CATLine CAT 5e R flex	24 (≈ 14/34)/2pr	0.201	5.1	27
▶ 15692235	CATLine CAT 5e R flex	22 (≈ 7/30)/2pr	0.228	5.8	36
▶ 15694431	CATLine CAT 5e R flex	24 (≈ 14/34)/4pr	0.307	7.8	54
▶ 15694631	CATLine CAT 5e R flex	26 (≈ 18/38)/4pr	0.256	6.5	37
▶ 16694431	CATLine CAT 6A R flex	24 (≈ 14/34)/4pr	0.311	7.9	54
▶ 16694631	CATLine CAT 6A R flex	26 (≈ 18/38)/4pr	0.256	6.5	38
▶ 17694431	CATLine CAT 7A R flex	24 (≈ 14/34)/4pr	0.382	9.7	73
▶ 17694631	CATLine CAT 7A R flex	26 (≈ 18/38)/4pr	0.339	8.6	62

Other dimensions and colors are available on request



Fulfills fire protection requirements
R15 (EL1A) and R16 (EL1B)
 acc. to EN 45545-2
 for hazard levels HL1-3

Also possible as a
 cable assembly with
 M12 or RJ 45 plug



www.sabcable.com
 866-722-2974 ■ info@sabcable.com

Industrial Ethernet Cables for Maritime Use



CATLine CAT 5e BL Halogen-free CAT 5e industrial Ethernet cables for maritime use

CATLine CAT 6A BL Halogen-free CAT 6A industrial Ethernet cables for maritime use

CATLine CAT 7A BL Halogen-free CAT 7A industrial Ethernet cables for maritime use



24AWG 17474421 AWM Style 21080 75°C 300V



Marking for CATLine CAT 7A BL 17474421:

SAB BRÖCKSKES · D-VIERSEN · **CATLine** Cat.7A BL 4x2x24AWG 17474421 AWM Style 21080 75°C 300V



Construction:	CATLine CAT 5e BL		CATLine CAT 6A BL		CATLine CAT 7A BL	
Item numbers:	15479001 15479002	15474621	16474421 16474621	16474421 16474621	17474421 17474621	17474421 17474621
Dimensions:	2 x 2 x 24 AWG 2 x 2 x 22 AWG	4 x 2 x 26 AWG	4 x 2 x 24 AWG 4 x 2 x 26 AWG	4 x 2 x 24 AWG 4 x 2 x 26 AWG	4 x 2 x 24 AWG 4 x 2 x 26 AWG	4 x 2 x 24 AWG 4 x 2 x 26 AWG
Conductor:	bare copper strands, fine wires		bare copper strands, fine wires		bare copper strands, fine wires	
Insulation:	special polymer		special polymer		special polymer	
Color code:	blue, yellow, white, orange	white-blue/blue, white-orange/orange, white-green/green, white-brown/brown			white-blue/blue, white-orange/orange, white-green/green, white-brown/brown	
Stranding:	star quad	conductors twisted to pairs, pairs together		conductors twisted to pairs, pairs shielded with foil, pairs together		
Wrapping:	alu foil		alu foil		—	
Shielding:	tinned copper braiding		tinned copper braiding		tinned copper braiding	
Jacket material:	special SABIX®		special SABIX®		special SABIX®	
Jacket color:	black		black		black	

Technical data:	CATLine CAT 5e BL		CATLine CAT 6A BL		CATLine CAT 7A BL	
Peak operating voltage:	max. 90 V		max. 90 V		max. 90 V	
Voltage UL:	300 V		300 V		300 V	
Testing voltage:						
conductor/conductor:	2000 V		2000 V		2000 V	
conductor/shielding:	2000 V		2000 V		2000 V	
Min. bending radius:						
fixed installation	5 x O.D.		5 x O.D.		5 x O.D.	
free movement (only 7 wires):	10 x O.D.		10 x O.D.		10 x O.D.	
Temperature range VDE:						
static:	UL: up to +75°C -40/+70°C		UL: up to +75°C -40/+70°C		UL: up to +75°C -40/+70°C	
flexible:	-30/+70°C		-30/+70°C		-30/+70°C	
Low smoke halogen-free (LSHF):	acc. to IEC 60754-1 + VDE 0482-754-1		acc. to IEC 60754-1 + VDE 0482-754-1		acc. to IEC 60754-1 + VDE 0482-754-1	
Burning characteristics:	flame retardant and self-extinguishing acc. to IEC 60332-1-2 + VDE 0482-332-1-2, no flame propagation acc. to IEC 60332-3-22 + VDE 0482-332-3-22 Cat. A, UL Horizontal Flame Test FT2, UL AWM Style 21080					
Corrosiveness of conflagration gases:	in compliance with IEC 60754-2 + VDE 0482-754-2 - no development of corrosive conflagration gases					
Smoke density:	acc. to IEC 61034 + VDE 0482-1034		acc. to IEC 61034 + VDE 0482-1034		acc. to IEC 61034 + VDE 0482-1034	
Characteristic impedance (100 MHz):	100Ω ± 10Ω, accomplishes the electrical and transmission requirements with high frequency with reference to EN 50288-2-2 / CAT 5		100Ω ± 10Ω, accomplishes the electrical and transmission requirements with high frequency with reference to EN 50288-10-2 / CAT 6A		100Ω ± 10Ω, accomplishes the electrical and transmission requirements with high frequency with reference to EN 50288-9-2 / CAT 7A	
Flexibility:	good		good		good	
UL Style:	21080		21080		21080	
Application:	suitable for EtherCAT and EtherNET/IP applications					
Absence of harmful substances:	acc. to RoHS directive of the European Union, see page O/30					

item no.	type	dimensions AWG	nominal outer-ø inch	mm	cable weight ≈lbs/mft
▶ 15479001	CATLine CAT 5e BL	24 (7 strand)/2pr	0.224	5.7	32
▶ 15479002	CATLine CAT 5e BL	22 (7 strand)/2pr	0.252	6.4	41
▶ 15474621	CATLine CAT 5e BL	26 (7 strand)/4pr	0.287	7.3	43
▶ 16474621	CATLine CAT 6A BL	26 (7 strand)/4pr	0.287	7.3	43
▶ 16474421	CATLine CAT 6A BL	24 (7 strand)/4pr	0.327	8.3	54
▶ 17474621	CATLine CAT 7A BL	26 (7 strand)/4pr	0.350	8.9	57
▶ 17474421	CATLine CAT 7A BL	24 (7 strand)/4pr	0.413	10.5	78

Other dimensions and colors are available on request




www.sabcable.com
866-722-2974 ■ info@sabcable.com

Industrial Ethernet Cables for Cleanrooms

SAB^{clean} **CATLine CAT 5e S**
SAB^{clean} **CATLine CAT 6A S**
SAB^{clean} **CATLine CAT 7A S**

CAT 5e industrial Ethernet cable
 CAT 6A industrial Ethernet cable
 CAT 7A industrial Ethernet cable



AWG 1777-9003 AWM Style 20549 80°C 300V



Marking for **SAB**^{clean} CATLine CAT 7A S 17779003:

SAB BRÖCKSKES · D-VIERSEN · **SAB** Clean **CATLine** Cat. 7A S 4x2x26AWG 17779003 AWM Style 20549 80°C 300V RoHS

Construction:	SAB ^{clean} CATLine CAT 5e S	SAB ^{clean} CATLine CAT 6A S	SAB ^{clean} CATLine CAT 7A S
Item numbers:	15779001	16779006	17779003
Dimensions:	4 x 2 x 26 AWG	4 x 2 x 26 AWG	4 x 2 x 26 AWG
Conductor:	bare copper strands, fine wires	bare copper strands, fine wires	bare copper strands, fine wires
Insulation:	special polymer	special polymer	special polymer
Color code:	white-blue/blue, white-orange/orange, white-green/green, white-brown/brown	white-blue/blue, white-orange/orange, white-green/green, white-brown/brown	white-blue/blue, white-orange/orange, white-green/green, white-brown/brown
Stranding:	conductors twisted to pairs, pairs together	conductors twisted to pairs, pairs together	conductors twisted to pairs, pairs shielded with foil, pairs together
Shielding:	alu foil and tinned copper braiding	alu foil and tinned copper braiding	aluminized non-woven tape and tinned copper braiding
Wrapping:	non-woven tape	non-woven tape	non-woven tape
Jacket material:	TPE	TPE	TPE
Jacket color:	black (RAL 9005)	black (RAL 9005)	black (RAL 9005)

Technical data:	SAB ^{clean} CATLine CAT 5e S	SAB ^{clean} CATLine CAT 6A S	SAB ^{clean} CATLine CAT 7A S
Peak operating voltage:	max. 90 V	max. 90 V	max. 90 V
Voltage UL:	300 V	300 V	300 V
Testing voltage: conductor/conductor: conductor/shielding:	2000 V 2000 V	2000 V 2000 V	2000 V 2000 V
Min. bending radius fixed laying: flexible application: continuously flexible:	5 x O.D. 10 x O.D. 15 x O.D.	5 x O.D. 10 x O.D. 15 x O.D.	5 x O.D. 10 x O.D. 15 x O.D.
Temperature range VDE: static: flexible:	UL: up to +80°C -40/+70°C -30/+70°C	UL: up to +80°C -40/+70°C -30/+70°C	UL: up to +80°C -40/+70°C -30/+70°C
Burning Characteristics:	flame retardant and self-extinguishing acc. to IEC 60332-1-2 + VDE 0482-332-1-2 UL Horizontal Flame Test FT2		
Oil resistance:	very good - Oil 60°C acc. to UL 758	very good - Oil 60°C acc. to UL 758	very good - Oil 60°C acc. to UL 758
Characteristic impedance (100 MHz):	100Ω ± 10Ω, accomplishes the electrical and transmission requirements with high frequency with reference to EN 50288-2-2 / CAT 5	100Ω ± 10Ω, accomplishes the electrical and transmission requirements with high frequency with reference to EN 50288-10-2 / CAT 6A	100Ω ± 10Ω, accomplishes the electrical and transmission requirements with high frequency with reference to EN 50288-9-2 / CAT 7A
Flexibility:	very good	very good	very good
Air cleanliness class 1:	acc. to ISO 14644-1	acc. to ISO 14644-1	acc. to ISO 14644-1
UL Style:	20549	20549	20549
Absence of harmful substances:	acc. to RoHS directive of the European Union, see page O/30		

item no.	type	dimensions AWG	outer-ø max. inch	mm	cable weight ≈lbs/mft
▶ 15779001	SAB ^{clean} CATLine CAT 5e S	26 (≈ 7/34)/4pr	0.251	6.4	32
▶ 16779006	SAB ^{clean} CATLine CAT 6A S	26 (≈ 7/34)/4pr	0.271	6.9	38
▶ 17779003	SAB ^{clean} CATLine CAT 7A S	26 (≈ 7/34)/4pr	0.350	8.9	57

Other dimensions and colors are available on request



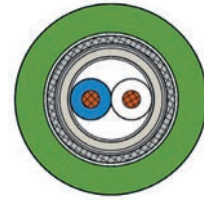
Cleanroom classification
ISO 14644-1
Air Cleanliness Class 1



www.sabcable.com
 866-722-2974 ■ info@sabcable.com

Industrial Ethernet Cables

CATLine SPE C-Track Single-Pair-Ethernet cable, suitable for cable tracks
CATLine SPE Robot Single-Pair-Ethernet cable, suitable for robots
CATLine SPE HT Single-Pair-Ethernet cable, high temperature resistant



Marking for CATLine SPE C-Track 17771630:

SAB BRÖCKSKES · D-VIERSEN · CATLine SPE C-Track 2xAWG26/7 17771630 AWM Style 20549 80°C 300V CE



Construction:	CATLine SPE C-Track <i>suitable for cable tracks</i>	CATLine SPE Robot <i>suitable for robots</i>	CATLine SPE HT <i>high temperature resistant</i>
Item numbers:	17771630	17871630	17211620
Dimensions:	2 x 26 AWG	2 x 26 AWG	2 x 26 AWG
Conductor:	bare copper strands, 7 or 19 wires	bare copper strands, 7 or 19 wires	bare copper strands, 7 wires
Insulation:	special polymer	special polymer	TPFP
Color code:	white, blue	white, blue	white, blue
Stranding:	twisted to pairs	twisted to pairs	twisted to pairs
Inner jacket:	SABIX®	SABIX®	TPFP
Shielding:	alu foil + tinned copper braiding	alu foil + tinned copper braiding	alu foil + tinned copper braiding
Wrapping:	non-woven tape	non-woven tape	—
Jacket material:	PUR	PUR	Besilen®
Jacket color:	green (similar RAL 6018)	green (similar RAL 6018)	green

Technical data:	CATLine SPE C-Track <i>suitable for cable tracks</i>	CATLine SPE Robot <i>suitable for robots</i>	CATLine SPE HT <i>high temperature resistant</i>
Peak operating voltage:	max. 90 V	max. 90 V	max. 90 V
Voltage UL:	300 V	300 V	600 V
Testing voltage: conductor/conductor: conductor/shielding:	2000 V 2000 V	2000 V 2000 V	2000 V 2000 V
Min. bending radius: fixed installation: free movement: continuous flex:	5 x O.D. 10 x O.D. 15 x O.D.	5 x O.D. 10 x O.D. 15 x O.D.	5 x O.D. 10 x O.D. —
Torsion angle:	---	up to ± 180°/m	---
Temperature range: static: flexible:	UL: up to 80°C -40/+70°C -40/+70°C	UL: up to 80°C -40/+70°C -40/+70°C	UL: up to 150°C -40/+180°C -25/+180°C
Temperature range conductor:	---	---	up to ± 180°C
Halogen-free:	acc. to IEC 60754-1 + VDE 0482-754-1	acc. to IEC 60754-1 + VDE 0482-754-1	---
Oil resistance:	very good - TMPU acc. to EN 50363- 10-2 + VDE 0207-363-10-2	very good - TMPU acc. to EN 50363- 10-2 + VDE 0207-363-10-2	---
Characteristic impedance:	100Ω ± 10Ω, fulfills the electrical and transmission requirements with high frequency with reference to IEC 61156-12. Bandwidth 1 - 600 MHz.		
UL Style	20549	20549	4535
Absence of harmful substances:	acc. to RoHS directive of the European Union, see page O/30		

item no.	type	dimensions AWG	nominal outer-ø inch	mm	cable weight ≈lbs/mft
▶ 17771630	CATLine SPE C-Track	26 (7 strand)/1pr	0.181	4.6	19
▶ 17771230	CATLine SPE C-Track	22 (19 strand)/1pr	0.224	5.7	27
▶ 17871630	CATLine SPE Robot	26 (7 strand)/1pr	0.181	4.6	19
▶ 17871230	CATLine SPE Robot	22 (19 strand)/1pr	0.224	5.7	27
▶ 17211620	CATLine SPE HT	26 (7 strand)/1pr	0.173	4.4	23
▶ 17211220	CATLine SPE HT	22 (7 strand)/1pr	0.209	5.3	30

Other dimensions and colors are available on request



Outstanding features:

C-Track / Robot:

- UL recognized
- low cabling effort
- short latency periods
- small outer diameter
- free from paint wetting impairment substances (PWIS-free)

SPE HT:

- high temperature resistant
- flame retardant and self-extinguishing
- very easy installation

Industrial Ethernet Cables

CATLine SPE Rugged

Single-Pair-Ethernet cable for robust indoor and outdoor use



Marking for CATLine SPE Rugged 17399003:

SAB BRÖCKSKES · D-VIERSEN · CATLine SPE Rugged 2x26AWG 17399003 CE

Construction:

Conductor:	bare copper strands, 7 wires
Insulation:	TPFK
Color code:	white, blue
Stranding:	twisted to pairs
Inner jacket:	SABIX®
Shielding:	alu. foil + tinned copper braiding
Wrapping:	non-woven tape
Jacket material:	PUR 420 with matte surface
Jacket color:	black (RAL 9005)

Outstanding features:

- flexible down to -45°C
- absolutely weather resistant
- very easy installation
- small bending radius

Technical data:

Peak operating voltage:	max. 90V
Testing voltage:	conductor/conductor: 750 V conductor/shielding: 750 V
Min. bending radius:	fixed installation: 5 x O.D. free movement: 12 x O.D.
Temperature range:	static: -90/+90°C / +125°C / 2500 h flexible: -40/+90°C / +125°C / 2500 h
Temperature range conductor:	up to +180°C
Oil resistance:	very good - TMPU acc. to EN 50363-10-2
Fuel resistance:	good
Battery acid resistance:	good
UV resistance:	acc. to HD 605
Ozone resistance:	acc. to EN 50396
Characteristic impedance:	100Ω ± 10Ω, fulfills the electrical and transmission requirements with high frequency with reference to IEC 61156-12. Bandwidth 1 - 600 MHz.
Approvals:	CE, EAC, RoHS
Absence of harmful substances:	acc. to RoHS directive of the European Union see page O/30

J
28

item no.	type	dimensions AWG	nominal outer-ø inch	mm	cable weight ≈lbs/mft
▶ 17191620	CATLine SPE Rugged	26 (7 strand)/1pr	0.177	4.5	19
▶ 17191220	CATLine SPE Rugged	22 (7 strand)/1pr	0.224	5.7	26

Other dimensions and colors are available on request

Also possible as a cable assembly with USB type A or B plug CABLE ASSEMBLY AS POSSIBLE



www.sabcable.com
866-722-2974 ■ info@sabcable.com

USB 2.0 Cables

- USB 2.0** Flexible USB 2.0 cable
- USB 2.0 UL** Flexible USB 2.0 cable with UL recognition
- USB 2.0 FRNC** Halogen-free flexible USB 2.0 cable



2x0.5mm² 6010222 AWM Style 2655 80°C 300V



Marking for USB 2.0 UL 6010222:

SAB BRÖCKSKES · D-VIERSEN · USB 2.0 Leitung · (2x0.22mm²)ST+2x0.5mm² 0601-0222 AWM Style 2655 80°C 300V



Construction:	USB 2.0 <i>flexible</i>	USB 2.0 UL <i>flexible</i>	USB 2.0 FRNC <i>flexible</i>
Item numbers:	6010122	6010222	6019001
Dimensions:	(2 x 0.22 mm ²) ST + 2 x 0.50 mm ²	(2 x 0.22 mm ²) ST + 2 x 0.50 mm ²	(2 x 0.22 mm ²) ST + 2 x 0.50 mm ²
Conductor:	bare copper strands (0.50 mm ²) silver-plated strands (0.22 mm ²)	bare copper strands (0.50 mm ²) silver-plated strands (0.22 mm ²)	bare copper strands (0.50 mm ²) silver-plated strands (0.22 mm ²)
Insulation:	SABIX®	SABIX®	SABIX®
Color code:	black, red (0.50 mm ²), white, green (0.22 mm ²)	black, red (0.50 mm ²), white, green (0.22 mm ²)	black, red (0.50 mm ²), white, green (0.22 mm ²)
Stranding:	2 x 0.22 mm ² wrapped with alu foil, together with 0.5 mm ²		
Wrapping:	non-woven tape	non-woven tape	non-woven tape
Shielding:	tinned copper braiding	tinned copper braiding	tinned copper braiding
Jacket material:	PVC	PVC	SABIX®
Jacket color:	black (RAL 9005)	black (RAL 9005)	black (RAL 9005)

Technical data:	USB 2.0 <i>flexible</i>	USB 2.0 UL <i>flexible</i>	USB 2.0 FRNC <i>flexible</i>
Peak operating voltage:	max. 350 V	max. 350 V	max. 350 V
Voltage UL:	—	300 V	—
Testing voltage: conductor/conductor: conductor/shielding:	600 V 600 V	2000 V 2000 V	1500 V 1200 V
Min. bending radius: fixed installation: free movement:	5 x O.D. 10 x O.D.	5 x O.D. 10 x O.D.	5 x O.D. 10 x O.D.
Temperature range VDE: static: flexible:	-30/+70°C -5/+70°C	UL: up to 80°C -30/+70°C -5/+70°C	-40/+90°C -30/+90°C
Halogen-free:	---	—	acc. to IEC 60754-1 + VDE 0482-754-1
Burning characteristics:	---	---	flame retardant and self-extinguishing acc. to IEC 60332-1-2 + VDE 0482-332-1-2
Oil resistance:	acc. to internal standard see page O/29	acc. to internal standard see page O/29	---
UL Style:	—	2655	—
Absence of harmful substances:	acc. to RoHS directive of the European Union, see page O/30		

item no.	type	dimensions AWG	nominal outer-ø inch	mm	cable weight ≈lbs/mft
▶ 6010122	USB 2.0	(2x0.22) ST + 2x0.50	0.268	6.8	40
▶ 6010222	USB 2.0 UL	(2x0.22) ST + 2x0.50	0.276	7.0	43
▶ 6019001	USB 2.0 FRNC	(2x0.22) ST + 2x0.50	0.268	6.8	42

Other dimensions and colors are available on request

USB 2.0 Cables

- USB 2.0 S** Continuous flex cable, suitable for cable tracks
- USB 2.0 S UL/CSA** Continuous flex cable, suitable for cable tracks
- USB 2.0 RT UL/CSA** Continuous flex cable, suitable for robots



type 21198 80°C 300V CSA AWM I/II A/B 80°C 300V FT2 CE 



Marking for USB 2.0 S UL/CSA 6011122:

SAB BRÖCKSKES · D-VIERSEN · USB 2.0 Leitung · (2x0.22mm²)ST+2x0.5mm² 601-1122  AWM Style 21198 80°C 300V CSA AWM I/II A/B 80°C 300V FT2 CE




Construction:	USB 2.0 S <i>suitable for cable tracks</i>	USB 2.0 S UL/CSA <i>suitable for cable tracks</i>	USB 2.0 RT UL/CSA <i>suitable for robots</i>
Item numbers:	6011022	6011122	6012022
Dimensions:	(2 x 0.22 mm ²) ST + 2 x 0.50 mm ²	(2 x 0.22 mm ²) ST + 2 x 0.50 mm ²	(2 x 0.22 mm ²) ST + 2 x 0.50 mm ²
Conductor:	bare copper strands (0.50 mm ²) silver-plated strands (0.22 mm ²)	bare copper strands (0.50 mm ²) silver-plated strands (0.22 mm ²)	bare copper strands (0.50 mm ²) silver-plated strands (0.22 mm ²)
Insulation:	SABIX®	SABIX®	SABIX®
Color code:	black, red (0.50 mm ²), white, green (0.22 mm ²)	black, red (0.50 mm ²), white, green (0.22 mm ²)	black, red (0.50 mm ²), white, green (0.22 mm ²)
Stranding:	2 x 0.22 mm ² wrapped with alu foil, together with 0.5 mm ²		
Wrapping:	non-woven tape	non-woven tape	PTFE foil
Shielding:	tinned copper braiding	tinned copper braiding	wrapping with tinned copper round wires
Wrapping:	non-woven tape	non-woven tape	non-woven tape
Jacket material:	PUR	PUR	PUR
Jacket color:	black (RAL 9005)	black (RAL 9005)	black (RAL 9005)

Technical data:	USB 2.0 S <i>suitable for cable tracks</i>	USB 2.0 S UL/CSA <i>suitable for cable tracks</i>	USB 2.0 RT UL/CSA <i>suitable for robots</i>
Peak operating voltage:	max. 350 V	max. 350 V	max. 350 V
Voltage UL/CSA:	—	300 V	300 V
Testing voltage: conductor/conductor: conductor/shielding:	600 V 600 V	2000 V 2000 V	2000 V 2000 V
Min. bending radius: fixed installation: free movement: continuous flex:	5 x O.D. 6 x O.D. 7.5 x O.D.	5 x O.D. 6 x O.D. 7.5 x O.D.	5 x O.D. 7.5 x O.D. 10 x O.D.
Torsion angle:	—	—	up to ± 180°/m
Temperature range VDE: static: flexible:	-50/+90°C -40/+90°C	UL/CSA: up to 80°C -50/+90°C -40/+90°C	UL/CSA: up to 80°C -50/+90°C -40/+90°C
Halogen-free:	acc. to IEC 60754-1 + VDE 0482-754-1	acc. to IEC 60754-1 + VDE 0482-754-1	—
Oil resistance:	TMPU EN 50363-10-2 + VDE 0207-363-10-2	TMPU EN 50363-10-2 + VDE 0207-363-10-2	TMPU EN 50363-10-2 + VDE 0207-363-10-2
UL Style:	—	21198	21198
Absence of harmful substances:	acc. to RoHS directive of the European Union, see page O/30		

item no.	type	dimensions AWG	nominal outer-ø inch	mm	cable weight ≈lbs/mft
▶ 6011022	USB 2.0 S	(2x0.22) ST + 2x0.50	0.276	7.0	40
▶ 6011122	USB 2.0 S UL/CSA	(2x0.22) ST + 2x0.50	0.283	7.2	44
▶ 6012022	USB 2.0 RT UL/CSA	(2x0.22) ST + 2x0.50	0.276	7.0	43

Other dimensions and colors are available on request

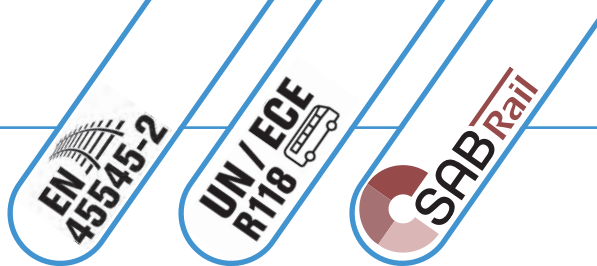
Also possible as a cable assembly with USB type A or B plug 




USB 2.0 Cables

SABIX® USB 2.0 R flex

Halogen-free continuous flex SABIX® USB 2.0 Rail cable



ES · D-VIERSEN · SABIX® USB 2.0 R flex 4x28AWG 6019013 

Marking for SABIX® USB 2.0 R flex 6019013:

SAB BRÖCKSKES · D-VIERSEN · SABIX® USB 2.0 R flex 4x28AWG 6019013

Construction:

Conductor:	bare copper strands, fine wires
Insulation:	SABIX®
Color code:	white, green, red, black
Shielding:	alu. foil + tinned copper braiding Drain AWG 30 of tinned copper under the braid
Jacket material:	SABIX®
Jacket color:	black (RAL 9005)

Outstanding features:

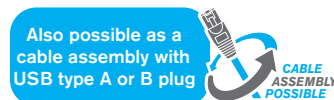
- low smoke halogen-free (LSHF)
- continuous flex
- no flame propagation
- flame retardant and self-extinguishing
- good oil and fuel resistance
- fulfills fire protection requirements R15 (EL1A) and R16 (EL1B) acc. to EN 45545-2 for hazard levels HL1-3
- flame retardant acc. to UN/ECE R118

Technical data:

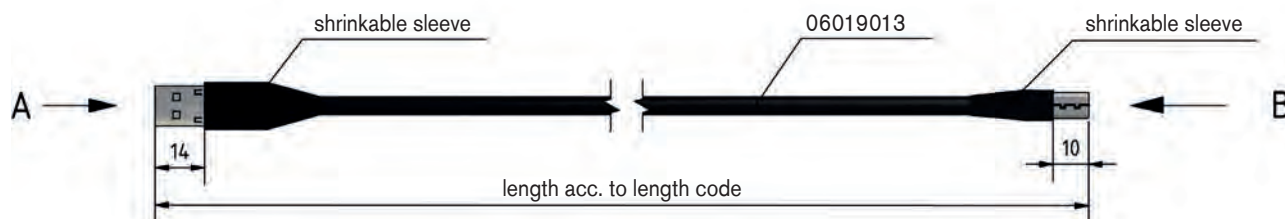
Peak operating voltage:	max. 30V
Testing voltage:	conductor/conductor: 600 V conductor/shielding: 600 V
Min. bending radius:	<i>fixed installation:</i> 5 x O.D. <i>free movement:</i> 10 x O.D.
Temperature range:	<i>static:</i> -50/+90°C <i>flexible:</i> -50/+90°C
Halogen-free:	acc. to EN 50306-1 + EN 50264-1 are fulfilled. Development of HCl is < 0.5% acc. to IEC 60754-1. pH-value is > 4.3 acc. to IEC 60754-2. Conductivity is < 10.0 µS/mm acc. to IEC 60754-2. Fluoric content < 0.1% acc. to IEC 60684-2.
Burning characteristics:	No flame propagation acc. to IEC 60332-3-24 + VDE 0482-332-3-24 resp. IEC 60332-3-25 + VDE 0482-332-3-25 and EN 50305 + VDE 0260-305 section 9.1.2. Flame retardant and self-extinguishing acc. to IEC 60332-1-2 + VDE 0482-332-1-2 Flame retardant acc. to ISO 6722 (UN/ECE R118)
Toxicity:	acc. to EN 50305 + VDE 0260-305
Smoke density:	acc. to IEC 61034 + VDE 0482-1034
Oil and fuel resistance:	acc. to EN 50264-1 + VDE 0260-264-1
Absence of harmful substances:	acc. to RoHS directive of the European Union see page O/30

item no.	type	dimensions AWG	nominal outer-ø inch	mm	cable weight ≈lbs/mft	ohmic resistance at 20°C max.Ω/km
▶ 6019013	SABIX® USB 2.0 R flex	28 (7 strand)/4c	0.205	5.2	28	223.8

Other dimensions and colors are available on request



USB 2.0 cable with USB type A and USB type B plug



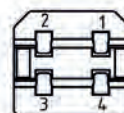
view A (2:1)



Pin configuration

USB A	color code	USB B
1	red	1
2	white	2
3	green	3
4	black	4
housing	screen	housing

view B (3:1)



view soldering side

USB 3.0 Cables

USB 3.0 S Continuous flex USB 3.0 cable suitable for cable tracks

USB 3.0 RT Continuous flex USB 3.0 cable suitable for robots

USB 3.0 Flexible USB 3.0 cable



Marking for USB 3.0 S 6042098:

SAB BRÖCKSKES · D-VIERSEN · USB 3.0 S 3x(2x28AWG)ST+2x26AWG 6042098

AWM Style 20549 80° 300V CE

Construction:	USB 3.0 S <i>suitable for cable tracks</i>	USB 3.0 RT <i>suitable for robots</i>	USB 3.0 <i>flexible</i>
Item numbers:	6042098	6043098 / 6043096	6030078
Dimensions:	3 x (2 x 28 AWG)ST + 2 x 26 AWG	3 x (2 x 28 AWG)ST + 2 x 26 AWG 3 x (2 x 26 AWG)ST + 2 x 24 AWG	2 x (2 x 28 AWG)ST + 2 x 28 AWG + 2 x 26 AWG
Conductor:	silver-plated strands and tinned copper strands	silver-plated strands and tinned copper strands	silver-plated strands and tinned copper strands
Insulation:	special polymer	special polymer	special polymer
Color code:	yellow, blue + orange, violet (USB 3.0), green, white (USB 2.0), red, black (power supply)		
Stranding:	twisted pairs and data pairs shielded, all elements together	twisted pairs and data pairs shielded, all elements together	USB 3.0 twisted and screened pairs, USB 2.0 twisted pairs, all elements together
Wrapping:	non-woven tape	woven tape + non-woven tape	non-woven tape
Shielding:	tinned copper braiding	tinned copper braiding	tinned copper braiding
Wrapping:	non-woven tape	non-woven tape	non-woven tape
Jacket material:	PUR	PUR	PVC
Jacket color:	black (RAL 9005)	black (RAL 9005)	black (RAL 9005)

Technical data:	USB 3.0 S <i>suitable for cable tracks</i>	USB 3.0 RT <i>suitable for robots</i>	USB 3.0 <i>flexible</i>
Peak operating voltage:	max. 350 V	max. 350 V	max. 350 V
Voltage UL:	300 V	300 V	300 V
Testing voltage: conductor/conductor: conductor/shielding:	2000 V 2000 V	2000 V 2000 V	2000 V 2000 V
Min. bending radius: fixed installation: free movement: continuous flex:	5 x O.D. 10 x O.D. 12 x O.D.	5 x O.D. 10 x O.D. 15 x O.D.	5 x O.D. 10 x O.D. —
Torsion angle:	—	up to ± 360°/m	—
Temperature range VDE: static: flexible:	UL: up to 80°C -50/+90°C -40/+90°C	UL: up to 80°C -50/+90°C -40/+90°C	UL: up to 80°C -30/+70°C -5/+70°C
Burning characteristics:	flame retardant and self-extinguishing acc. to IEC 60332-1-2 + EN 60332-1-2		
Oil resistance:	very good, TMPU acc. to EN 50363-10-2	very good, TMPU acc. to EN 50363-10-2	very good - TM5 acc. to EN 50363-4-1
UL Style:	20549	20549	21083
Absence of harmful substances:	acc. to RoHS directive of the European Union, see page O/30		

item no.	type	dimensions AWG	nominal outer-ø		cable weight ≈lbs/mft	ohmic resistance at 20°C max.Ω/km		
			inch	mm		28 AWG	26 AWG	24 AWG
▶ 6042098	USB 3.0 S	28 (≈ 7/38)ST/3pr + 26 (≈ 7/34)/2c	0.240	6.1	30	223	140	—
▶ 6043098	USB 3.0 RT	28 (≈ 7/38)ST/3pr + 26 (≈ 7/34)/2c	0.252	6.4	34	223	140	—
▶ 6043096	USB 3.0 RT	26 (≈ 7/34)ST/3pr + 24 (7 strand)/2c	0.315	8.0	49	—	130	83.3
▶ 6030078	USB 3.0	28 (≈ 7/38)ST/2pr + 28 (≈ 7/38)/2c + 26 (≈ 7/34)/2c	0.240	6.1	32	223	140	—

Other dimensions and colors are available on request

Also possible as a cable assembly with USB type A or B plug CABLE ASSEMBLY POSSIBLE



USB 3.0 Cables

USB 3.0 M

Flexible USB 3.0 cable for Medical Technology Applications




2098 AWM Style 20549 300V 80° CE

Marking for USB 3.0 M 6061018:

SAB BRÖCKSKES · D-VIERSEN · USB 3.0 M

2x(2x28AWG)ST+2x28AWG+2x26AWG 6061018 CE



Construction:

Conductor:	28 AWG: silver-plated strands, fine wires 26 AWG: tinned copper strands, fine wires
Insulation:	FEP
Color code:	28 AWG: yellow, blue + orange, violet (USB 3.0), green, white (USB 2.0), 26 AWG: red, black (power supply)
Stranding:	USB 3.0 twisted and shielded pairs, USB 2.0 twisted pairs, all elements together
Drain wire:	bare copper strands, fine wires
Shielding:	alu foil
Stranding:	all USB 3.0 elements together
Wrapping:	foil
Shielding:	tinned copper braiding
Jacket material:	SABmed S
Jacket color:	grey (RAL 7000)

Technical data:

Peak operating voltage:	max. 50V
Testing voltage:	conductor/conductor: 600 V conductor/shielding: 600 V
Min. bending radius:	
<i>fixed installation:</i>	5 x O.D.
<i>free movement:</i>	10 x O.D.
Temperature range:	
<i>static:</i>	-40/+180°C
<i>flexible:</i>	-25/+180°C
Impedance of data pairs:	nom. 90Ω
Approvals:	CE, EAC, RoHS
Absence of harmful substances:	acc. to RoHS directive of the European Union see page O/30

Outstanding features:



- biocompatible jacket material
- biological harmlessness
acc. to EN ISO 10993-1,
cytotoxicity acc. to EN ISO 10993-5
- high temperature resistant
- high notch and tear resistance
- very good flexibility
- surface not adhesive

item no.	type	dimensions AWG	nominal outer-ø		cable weight ≈lbs/mft	ohmic resistance at 20°C max.Ω/km	
			inch	mm		28 AWG	26 AWG
▶ 6061018	USB 3.0 M	28 (≈ 7/38)ST/2pr + 28 (≈ 7/38)/2c + 26 (≈ 7/34)/2c	0.220	5.6	32	223	140

Other dimensions and colors are available on request




For transmission lengths
more than 3 m,
please contact us.

Also possible as a
cable assembly with
USB type A or B plug



Remote Bus Cables



IBS 612 PVC Interbus-S cable for indoor and outdoor installation

S IBS 618 PUR Interbus-S cable for cable tracks with UL recognition

IBS 617 PVC Interbus-S cable with UL recognition

S IBS 616 PUR Interbus-S cable for cable tracks

4AWG/3pr AWM Style 2464 80°C 300V



Marking for IBS 617 6173221:

SAB BRÖCKSKES · D-VIERSEN · 6173221 3x2x0.25mm² IBS 617 24AWG/3pr AWM Style 2464 80°C 300V

Construction:	IBS 612 <i>for indoor & outdoor</i>	IBS 617	S IBS 618* <i>suitable for cable tracks</i>	S IBS 616* <i>suitable for cable tracks</i>
Item numbers:	6123228	6173221	6183251	6163251
Dimensions:	3 x 2 x 0.22 mm ²	3 x 2 x 0.22 mm ²	3 x 2 x 0.25 mm ²	3 x 2 x 0.25 mm ²
Conductor:	bare copper strands with reference to VDE 0812	bare copper strands with reference to VDE 0812	bare copper strands with reference to VDE 0812	bare copper strands with reference to VDE 0812
Insulation:	PE, 2Y11 acc. to EN 50290-2-23 + VDE 0819-103	PE, 2Y11 acc. to EN 50290-2-23 + VDE 0819-103	PE, 2Y11 acc. to EN 50290-2-23 + VDE 0819-103	PE, 2Y11 acc. to EN 50290-2-23 + VDE 0819-103
Color code:	acc. to DIN 47100	acc. to DIN 47100	acc. to DIN 47100	acc. to DIN 47100
Stranding:	twisted to pairs	twisted to pairs	twisted to pairs and pairs together	twisted to pairs
Wrapping:	PETP foil	PETP foil	non-woven tape	non-woven tape
Shielding:	tinned copper braiding	tinned copper braiding	tinned copper braiding	tinned copper braiding
Jacket material:	PVC, TM2 acc. to EN 50363-4-1	PVC, TM5 acc. to EN 50363-4-1	PUR	PUR, TMPU acc. to EN 50363-10-2 with rough surface
Jacket color:	black (RAL 9005)	red lilac (RAL 4001)	red lilac (RAL 4001)	red lilac (RAL 4001)

Technical data:	IBS 612 <i>for indoor & outdoor</i>	IBS 617	S IBS 618 <i>suitable for cable tracks</i>	S IBS 616 <i>suitable for cable tracks</i>
Peak operating voltage:	max. 350 V	max. 350 V	max. 350 V	max. 350 V
Voltage UL:	—	300 V	300 V	—
Testing voltage: conductor/conductor: conductor/shielding:	1000 V 1000 V	2000 V 2000 V	2000 V 2000 V	1000 V 1000 V
Min. bending radius:	7.5 x O.D.	7.5 x O.D.	7.5 x O.D.	7.5 x O.D.
Radiation resistance:	8 x 10 ⁷ cJ/kg	8 x 10 ⁷ cJ/kg	5 x 10 ⁷ cJ/kg	5 x 10 ⁷ cJ/kg
Temperature range: static: flexible:	-30/+70°C -5/+70°C	UL: up to +80°C -30/+70°C -5/+70°C	UL: up to +80°C -40/+70°C -40/+70°C	-40/+70°C -40/+70°C
Halogen-free:	—	—	acc. to IEC 60754-1 + VDE 0482-754-1	acc. to IEC 60754-1 + VDE 0482-754-1
Burning characteristics:	flame retardant and self-extinguishing acc. to IEC 60332-1-2 + VDE 0482-332-1-2			
Oil resistance:	acc. to internal standard see page O/29	very good acc. to VDE 0207-5	very good acc. to EN 50363-10-2 + VDE 0207-363-10-2	very good acc. to EN 50363-10-2 + VDE 0207-363-10-2
Characteristic impedance at 0.064 MHz:	120Ω ± 20%	120Ω ± 20%	120Ω ± 20%	120Ω ± 20%
Characteristic impedance at > 1 MHz:	100Ω ± 15Ω	100Ω ± 15Ω	100Ω ± 15Ω	100Ω ± 15Ω
Flexibility:	good	good	very good	very good
Application in cable tracks:	not recommended	not recommended	recommended	recommended
Weather resistance:	medium	medium	very good	very good
Bending characteristics: # of bendings acc. to VDE 0472-603 test method H	—	—	min. 1,000,000 single bendings	min. 1,000,000 single bendings
Direct burial:	suitable	not suitable	suitable	not suitable
UL Style:	—	2464- 80°C	20235- 80°C	—
Absence of harmful substances:	acc. to RoHS directive of the European Union, see page O/30			

item no.	type	jacket color	dimensions AWG	nominal outer-ø inch	mm	cable weight ≈lbs/mft
▶ 6123228	IBS 612	black (RAL 9005)	24 (≈ 14/34)/3pr	0.354	9.0	64
▶ 6173221	IBS 617	red lilac (RAL 4001)	24 (≈ 14/34)/3pr	0.276	7.0	40
▶ 6183251*	S IBS 618	red lilac (RAL 4001)	24 (≈ 14/34)/3pr	0.335	8.5	55
▶ 6163251*	S IBS 616	red lilac (RAL 4001)	24 (≈ 14/34)/3pr	0.315	8.0	43


Other dimensions and colors are available on request

* Interbus-S remote bus cables 3 x 2 x 0.22 mm² or 3 x 2 x 0.25 mm² are used for the sensor/actuator level of industrial communication



www.sabcable.com
866-722-2974 ■ info@sabcable.com

Installation Remote BUS Cables




IBS 612 PVC Interbus-S cable for indoor and outdoor installation

S IBS 618 PUR Interbus-S cable for cable tracks with UL recognition

IBS 617 PVC Interbus-S cable with UL recognition

S IBS 616 PUR Interbus-S cable for cable tracks

3x1,0mm² AWM Style 2464 80°C 300V



Marking for IBS 617 6176221:

SAB BRÖCKSKES · D-VIERSEN · IBS 617 3x2x0.22mm²+3x1.0mm² AWM Style 2464 80°C 300V

Construction:	IBS 612 <i>for indoor & outdoor</i>	IBS 617	S IBS 618* <i>suitable for cable tracks</i>	S IBS 616* <i>suitable for cable tracks</i>
Item numbers:	6126228	6176221	6186251	6166251
Dimensions:	3 x 2 x 0.22 mm ² + 3 x 1.00 mm ²	3 x 2 x 0.22 mm ² + 3 x 1.00 mm ²	3 x 2 x 0.25 mm ² + 3 x 1.00 mm ²	3 x 2 x 0.25 mm ² + 3 x 1.00 mm ²
Conductor: 3 x 2 x 0.22 mm ² resp. 3 x 2 x 0.25 mm ²	bare copper strands with reference to VDE 0812	bare copper strands with reference to VDE 0812	bare copper strands with reference to VDE 0812	bare copper strands with reference to VDE 0812
Conductor: 3 x 1.00 mm ² :	bare copper strands acc. to IEC 60228, VDE 0295, class 5		bare copper strands acc. to IEC 60228, VDE 0295, class 6	
Insulation:	PE, 2Y11 acc. to EN 50290-2-23 + VDE 0819-103		0.25 mm ² : PE, 2Y11 1.00 mm ² : TPE	PE, 2Y11 acc. to EN 50290- 2-23 + VDE 0819-103
Color code:	acc. to DIN 47100 (pairs), 1.0 mm ² : red, blue and green/yellow ground		acc. to DIN 47100 (pairs), 1.0 mm ² : red, blue and green/yellow ground	
Stranding:	twisted to pairs (≤ 24 AWG)	twisted to pairs (≤ 24 AWG)	twisted to pairs (≤ 24 AWG) pairs & conductors together	twisted to pairs (≤ 24 AWG)
Wrapping:	PETP foil	PETP foil	non-woven tape	non-woven tape
Shielding:	tinned copper braiding	tinned copper braiding	tinned copper braiding	tinned copper braiding
Jacket material:	PVC, TM2 acc. to EN 50363-4-1	PVC, TM5 acc. to EN 50363-4-1	PUR with rough surface	PUR, TPU acc. to EN 50363-10-2 with rough surface
Jacket color:	black (RAL 9005)	red lilac (RAL 4001)	red lilac (RAL 4001)	red lilac (RAL 4001)

Technical data:	IBS 612 <i>for indoor & outdoor</i>	IBS 617	S IBS 618 <i>suitable for cable tracks</i>	S IBS 616 <i>suitable for cable tracks</i>
Peak operating voltage:	max. 350 V	max. 350 V	max. 350 V	max. 350 V
Voltage UL:	—	300 V	300 V	—
Testing voltage: conductor/conductor: conductor/shielding:	1500 V 1200 V	2000 V 2000 V	2000 V 2000 V	1500 V 1200 V
Min. bending radius:	7.5 x O.D.	7.5 x O.D.	7.5 x O.D.	7.5 x O.D.
Radiation resistance:	8 x 10 ⁷ cJ/kg	8 x 10 ⁷ cJ/kg	5 x 10 ⁷ cJ/kg	5 x 10 ⁷ cJ/kg
Temperature range: static: flexible:	-30/+70°C -5/+70°C	UL: up to +80°C -30/+70°C -5/+70°C	UL: up to +80°C -40/+70°C -40/+70°C	-40/+70°C -40/+70°C
Halogen-free:	—	—	acc. to IEC 60754-1 + VDE 0482-754-1	acc. to IEC 60754-1 + VDE 0482-754-1
Burning characteristics:	flame retardant and self-extinguishing acc. to IEC 60332-1-2 + VDE 0482-332-1-2			
Oil resistance:	acc. to internal standard see page O/29	very good acc. to VDE 0207-5	very good acc. to EN 50363-10-2 + VDE 0207-363-10-2	very good acc. to EN 50363-10-2 + VDE 0207-363-10-2
Characteristic impedance at 0.064 MHz:	120Ω ± 20%	120Ω ± 20%	120Ω ± 20%	120Ω ± 20%
Characteristic impedance at > 1 MHz:	100Ω ± 15Ω	100Ω ± 15Ω	100Ω ± 15Ω	100Ω ± 15Ω
Flexibility:	good	good	very good	very good
Application in cable tracks:	not recommended	not recommended	recommended	recommended
Weather resistance:	medium	medium	very good	very good
Bending characteristics: # of bendings acc. to VDE 0472-603 test method H	—	—	min. 1,000,000 single bendings	min. 1,000,000 single bendings
Direct burial:	suitable	not suitable	suitable	not suitable
UL Style:	—	2464- 80°C	20235- 80°C	—
Absence of harmful substances:	acc. to RoHS directive of the European Union, see page O/30			

item no.	type	jacket color	no. of pairs	power conductors	nominal outer-ø inch	mm	cable weight ≈ lbs/mft
▶ 6126228	IBS 612	black (RAL 9005)	24 (≈ 14/34)/3pr	18 (≈ 30/32)/3c	0.394	10.0	89
▶ 6176221	IBS 617	red lilac (RAL 4001)	24 (≈ 14/34)/3pr	18 (≈ 30/32)/3c	0.354	9.0	71
▶ 6186251*	S IBS 618	red lilac (RAL 4001)	24 (≈ 14/34)/3pr	18 (≈ 56/34)/3c	0.362	9.2	81
▶ 6166251*	S IBS 616	red lilac (RAL 4001)	24 (≈ 14/34)/3pr	18 (≈ 56/34)/3c	0.315	8.0	68

Other dimensions and colors are available on request

* Interbus-S installation remote bus cables
3 x 2 x 0.22 mm² + 3 x 1.0 mm² or
3 x 2 x 0.25 mm² + 3 x 1.0 mm² are used for the
sensor/actuator level of industrial communication



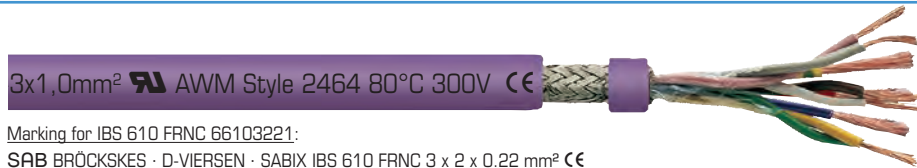
Remote Bus & Installation Remote BUS Cables

SABIX® IBS 610

Halogen-free, Interbus-S cable

SABIX® IBS 610 FRNC

Halogen-free and flame retardant Interbus-S cable



Marking for IBS 610 FRNC 66103221:

SAB BRÖCKSKES · D-VIERSEN · SABIX IBS 610 FRNC 3 x 2 x 0.22 mm² CE

Construction:	SABIX® IBS 610 remote bus cable	SABIX® IBS 610 FRNC remote bus cable	SABIX® IBS 610* installation remote bus cable	SABIX® IBS 610 FRNC* installation remote bus cable
Item numbers:	56103221	66103221	56106221	66106221
Dimensions:	3 x 2 x 0.22 mm²	3 x 2 x 0.22 mm²	3 x 2 x 0.22 mm² + 3 x 2 x 1.00 mm²	
Conductor: 3 x 2 x 0.22 mm² resp. 3 x 2 x 0.25 mm²	bare copper strands with reference to VDE 0812	bare copper strands with reference to VDE 0812	bare copper strands with reference to VDE 0812	bare copper strands with reference to VDE 0812
Conductor: 3 x 1.00 mm²:	—	—	bare copper strands acc. to IEC 60228, VDE 0295, class 6	
Insulation:	SABIX®	SABIX®	SABIX®	SABIX®
Color code:	acc. to DIN 47100	acc. to DIN 47100	acc. to DIN 47100 (pairs), 1.0 mm²: red, blue and green/yellow ground	
Stranding:	twisted to pairs and pairs together		twisted to pairs (≤ 0.25 mm²) pairs and conductors together	
Wrapping:	PETP foil	PETP foil	PETP foil	PETP foil
Shielding:	tinned copper braiding	tinned copper braiding	tinned copper braiding	tinned copper braiding
Jacket material:	SABIX®	SABIX	SABIX	SABIX
Jacket color:	red lilac (RAL 4001)	red lilac (RAL 4001)	red lilac (RAL 4001)	red lilac (RAL 4001)

Technical data:	SABIX® IBS 610 remote bus cable	SABIX® IBS 610 FRNC remote bus cable	SABIX® IBS 610 installation remote bus cable	SABIX® IBS 610 FRNC installation remote bus cable
Peak operating voltage:	max. 350 V	max. 350 V	max. 350 V	max. 350 V
Testing voltage: conductor/conductor: conductor/shielding:	1000 V 1000 V	1000 V 1000 V	1500 V 1500 V	1500 V 1500 V
Min. bending radius:	7.5 x O.D.	7.5 x O.D.	7.5 x O.D.	7.5 x O.D.
Radiation resistance:	5 x 10 ⁸ cJ/kg	—	5 x 10 ⁸ cJ/kg	—
Temperature range: static: flexible:	-50/+90°C -40/+90°C	-40/+85°C -30/+85°C	-50/+90°C -40/+90°C	-40/+85°C -30/+85°C
Halogen-free:	acc. to IEC 60754-1 + VDE 0482-754-1	acc. to IEC 60754-1 + VDE 0482-754-1	acc. to IEC 60754-1 + VDE 0482-754-1	acc. to IEC 60754-1 + VDE 0482-754-1
Burning characteristics:	—	no flame propagation acc. to IEC 60332-3-24 + IEC 60332-3-25 Cat. C resp. D; Flame retardant and self-extinguishing acc. to IEC 60332-1-2 + VDE 0482-332-1-2	—	no flame propagation acc. to IEC 60332-3-24 + IEC 60332-3-25 Cat. C resp. D; Flame retardant and self-extinguishing acc. to IEC 60332-1-2 + VDE 0482-332-1-2
Oil resistance:	very good acc. to EN50363-4-1	—	very good acc. to EN50363-4-1	—
Corrosiveness of conflagration gases:	in compliance with IEC 60754-2 + VDE 0482-754-1 - no development of corrosive conflagration gases			
Smoke density	—	acc. to IEC 61034 + VDE 0482-1034	—	acc. to IEC 61034 + VDE 0482-1034
Characteristic impedance at 0.064 MHz:	120Ω ± 20%	120Ω ± 20%	120Ω ± 20%	120Ω ± 20%
Characteristic impedance at > 1 MHz:	100Ω ± 15Ω	100Ω ± 15Ω	100Ω ± 15Ω	100Ω ± 15Ω
Flexibility:	very good	good	very good	good
Weather resistance:	good	good	good	good
Absence of harmful substances:	acc. to RoHS directive of the European Union, see page O/30			

item no.	type	no. of pairs	no. of power conductors	nominal outer-ø inch	mm	cable weight ≈lbs/mft
▶ 56103221	SABIX® IBS 610	24 (≈ 16/32)/3pr	—	0.276	7.0	36
▶ 66103221	SABIX® IBS 610 FRNC	24 (≈ 16/32)/3pr	—	0.276	7.0	42
▶ 56106221*	SABIX® IBS 610	24 (≈ 14/34)/3pr	18 AWG (≈ 30/32)/3c	0.311	7.9	56
▶ 66106221*	SABIX® IBS 610 FRNC	24 (≈ 14/34)/3pr	18 AWG (≈ 30/32)/3c	0.311	7.9	63

* Interbus-S installation remote bus cables 3 x 2 x 0.22 mm² + 3 x 1.0 mm² or 3 x 2 x 0.25 mm² + 3 x 1.0 mm² are used for the sensor/actuator level of industrial communication

Other dimensions and colors are available on request



Interbus-Loop Cables

SABIX® IBL 600 FRNC

Halogen-free, flame retardant
Interbus-Loop cable

S IBL 605

PUR Interbus-Loop cable
for cable tracks

SABIX® IBL 600

Halogen-free Interbus-Loop cable

IBL 600

PVC Interbus-Loop cable



BRÖCKSKES · D-VIERSEN · IBL 605 2x1.5mm² CE



Marking for IBL 605 6052853:

SAB BRÖCKSKES · D-VIERSEN · IBL 605 2x1.5mm² CE and current meter marking

Construction:	SABIX® IBL 600 FRNC	IBL 600	SABIX® IBL 600	S IBL 605
Item numbers:	66012853 / 66013853	6002853 / 6003853	56002853 / 56003853	6052853 / 6053853
Dimensions:	2 x 1.50 mm ² / 3 x 1.50 mm ²	2 x 1.50 mm ² / 3 x 1.50 mm ²	2 x 1.50 mm ² / 3 x 1.50 mm ²	2 x 1.50 mm ² / 3 x 1.50 mm ²
Conductor:	bare copper strands acc. to IEC 60228, VDE 0295, class 5			bare copper strands acc. to IEC 60228, VDE 0295, class 6
Insulation:	SABIX®	PVC, TI2 acc. to EN 50363-3	SABIX®	TPE-E
Color code:	colored acc. to HD 308 (VDE 0293-308), green/yellow ground from 3 conductors			
Stranding:	in layers	in layers	in layers	specialy adjusted layering with netting tape and one additional non-woven tape over the outer layer
Jacket material:	SABIX®	PVC, TM5 acc. to EN 50363-4-1	SABIX®	PUR, TPU acc. to EN 50363-10-2 with rough surface
Jacket color:	may green (RAL 6017)	may green (RAL 6017)	may green (RAL 6017)	red lilac (RAL 4001)

Technical data:	SABIX® IBL 600 FRNC	IBL 600	SABIX® IBL 600	S IBL 605
Peak operating voltage:	max. 350 V	max. 350 V	max. 350 V	max. 350 V
Testing voltage:	conductor/conductor: 1500 V		conductor/conductor: 1500 V	
Min. bending radius:	15 x O.D.	15 x O.D.	15 x O.D.	15 x O.D.
Radiation resistance:	—	8 x 10 ⁷ cJ/kg	5 x 10 ⁶ cJ/kg	5 x 10 ⁷ cJ/kg
Temperature range:				
static:	-40/+85°C	-40/+70°C	-50/+90°C	-50/+90°C
flexible:	-30/+85°C	-5/+70°C	-40/+90°C	-40/+90°C
Halogen-free:	acc. to IEC 60754-1 + VDE 0482-754-1	—	acc. to IEC 60754-1 + EN 0482-754-1	acc. to IEC 60754-1 + EN 0482-754-1
Burning characteristics:	no flame propagation acc. to IEC 60332-3-24 + IEC 60332-3-25 Cat C resp. D	flame retardant and self-extinguishing acc. to IEC 60332-1-2 + VDE 0482-332-1-2	—	—
Corrosiveness of conflagration gases:	in compliance with IEC 60754-2 + VDE 0482-754-2 - no development of corrosive conflagration gases	—	in compliance with IEC 60754-2 + VDE 0482-754-2 - no development of corrosive conflagration gases	—
Smoke density:	acc. to IEC 61034 + VDE 0482-1034	—	—	—
Oil resistance:	—	very good acc. to VDE 0207-5	very good acc. to EN 50363-4-1	very good acc. to EN 50363-10-2 + VDE 0207-363-10-2
Chemical resistance:	—	—	—	good against acids, alkalines, solvents, hydraulic liquids etc.
Characteristic impedance at 0.25 - 10 MHz:	for two conductor cables 75 Ω ± 15%		for two conductor cables 75 Ω ± 15%	
Flexibility:	good	—	very good	very good
Application in cable tracks:	not recommended	not recommended	not recommended	recommended
Weather resistance:	good	medium	good	very good
continuous flex applications:	—	—	—	very good
Absence of harmful substances:	acc. to RoHS directive of the European Union, see page O/30			

item no.	type	jacket color	no. of conductors	dimensions AWG	nominal outer-ø inch	mm	cable weight ≈ lbs/mft
▶ 66012853	SABIX® IBL 600 FRNC	may green (RAL 6017)	2	16 (≈ 27-29/30)	0.272	6.9	52
▶ 66013853	SABIX® IBL 600 FRNC	may green (RAL 6017)	3	16 (≈ 27-29/30)	0.295	7.5	63
▶ 6002853	IBL 600	may green (RAL 6017)	2	16 (≈ 27-29/30)	0.272	6.9	50
▶ 6003853	IBL 600	may green (RAL 6017)	3	16 (≈ 27-29/30)	0.295	7.5	63
▶ 56002853	SABIX® IBL 600	may green (RAL 6017)	2	16 (≈ 27-29/30)	0.272	6.9	40
▶ 56003853	SABIX® IBL 600	may green (RAL 6017)	3	16 (≈ 27-29/30)	0.295	7.5	50
▶ 6052853	S IBL 605	red lilac (RAL 4001)	2	16 (≈ 84/34)	0.303	7.7	50
▶ 6053853	S IBL 605	red lilac (RAL 4001)	3	16 (≈ 84/34)	0.319	8.1	60

Other dimensions and colors are available on request




CAN-Bus Cables acc. to ISO 11898

S CB 626 CAN-Bus cable for cable tracks
Halogen-free CAN-Bus cable

S CB 625 for cable tracks

SABIX® CB 620 Halogen-free CAN-BUS cable
SABIX® CB 620 FRNC Halogen-free, flame retardant CAN-BUS cable



SKES · D-VIERSEN · S CB 620 2x0,25mm² CE



Marking for S CB 620 FRNC 66202251:

SAB BRÖCKSKES · D-VIERSEN · S CB 620 FRNC 2x0,25mm² CE

Construction:	S CB 626	S CB 625	SABIX® CB 620	SABIX® CB 620 FRNC
Item numbers:	6262251	6252251	56202251	66202251
Dimensions:	2 x 0.25 mm ²	2 x 0.25 mm ²	2 x 0.25 mm ²	2 x 0.25 mm ²
Conductor:	bare copper strands, fine wires		bare copper strands acc. to VDE 0812	
Insulation:	FEP	TPE-E	SABIX®	SABIX®
Color code:	acc. to DIN 47100	acc. to DIN 47100	acc. to DIN 47100	acc. to DIN 47100
Wrapping:	non-woven tape	woven tape	PETP foil	PETP foil
Shielding:	tinned copper braiding	tinned copper braiding	tinned copper braiding	tinned copper braiding
Wrapping:	non-woven tape	non-woven tape	—	—
Jacket material:	PUR, TMPU acc. to EN 50363-10-2 with rough surface		SABIX®	SABIX®
Jacket color:	red lilac (RAL 4001)	red lilac (RAL 4001)	red lilac (RAL 4001)	red lilac (RAL 4001)

Technical data:	S CB 626	S CB 625	SABIX® CB 620	SABIX® CB 620 FRNC
Peak operating voltage:	max. 350 V	max. 350 V	max. 350 V	max. 350 V
Testing voltage:				
conductor/conductor:	1500 V	1500 V	1500 V	1000 V
conductor/shielding:	1200 V	1200 V	1200 V	1000 V
Min. bending radius:	7.5 x O.D.	7.5 x O.D.	7.5 x O.D.	7.5 x O.D.
Radiation resistance:	5 x 10 ⁶ cJ/kg	1 x 10 ⁷ cJ/kg	—	—
Temperature range:				
static:	-50/+90°C	-50/+90°C	-50/+90°C	-40/+85°C
flexible:	-40/+90°C	-40/+90°C	-40/+90°C	-30/+85°C
Halogen-free:	—	acc. to IEC 60754-1 + EN 0482-754-1	acc. to IEC 60754-1 + EN 0482-754-1	acc. to IEC 60754-1 + EN 0482-754-1
Burning characteristics:	—	—	—	no flame propagation acc. to IEC 60332-3-24 + IEC 60332-3-25 Cat C resp.D
Corrosiveness of conflagration gases:	—	—	in compliance with IEC 60754-2 + VDE 0482-754-2 - no development of corrosive conflagration gases	
Smoke density:	—	—	—	acc. to IEC 61034 + VDE 0482-1034
Oil resistance:	very good acc. to EN 50363-10-2 + VDE 0207-363-10-2		very good acc. to EN 50363-4-1	—
Chemical resistance:	good against acids, alkalines, solvents, hydraulic liquids etc.		—	—
Characteristic impedance:	120 Ω ± (95 - 140 Ω)	120 Ω ± (95 - 140 Ω)	120 Ω ± (95 - 140 Ω)	120 Ω ± (95 - 140 Ω)
Flexibility:	very good	very good	very good	good
Application in cable tracks:	recommended	recommended	not recommended	not recommended
Weather resistance:	very good	very good	—	—
Bending characteristics:				
# of bendings acc. to VDE 0472-603 test method H	min. 250,000 single bendings	min. 500,000 single bendings	min. 60,000 single bendings	—
Absence of harmful substances:	acc. to RoHS directive of the European Union, see page O/30			

item no.	type	no. of conductors	dimensions AWG	nominal outer-ø inch	mm	cable weight ≈lbs/mft
▶ 6262251	S CB 626	2	24 (≈ 34/38)	0.244	6.2	35
▶ 6252251	S CB 625	2	24 (≈ 34/38)	0.319	8.1	46
▶ 56202251	SABIX® CB 620	2	24 (≈ 16/34)	0.228	5.8	24
▶ 66202251	SABIX® CB 620 FRNC	2	24 (≈ 16/34)	0.228	5.8	30

Other dimensions and colors are available on request

J
38



CB 627 CAN-Bus cable with UL recognition

S CB 628 Halogen-free, CAN-Bus cable for cable tracks with UL recognition



Marking for S CB 628 6282251:

SAB BRÖCKSKES · D-VIERSEN · S CB 628 2 x 0.25 mm² AWM Style 20235 80°C 300 V CE



Construction:	CB 627	S CB 628
Conductors:	bare copper strands with reference to VDE 0812	bare copper strands, extra fine wires
Insulation:	PE, 2Y11 acc. to EN 50290-2-23 + VDE 0819-103	PE, 2Y11 acc. to EN 50290-2-23 + VDE 0819-103
Color code:	acc. to DIN 47100	acc. to DIN 47100
Wrapping:	PETP foil	non-woven tape
Inner jacket (nature):	—	SABIX®
Shielding:	tinned copper braiding	tinned copper braiding
Jacket material:	PVC, TM5 acc. to EN 50363-4-1	PUR, TMPU acc. to EN 50363-10-2 with rough surface
Jacket color:	red lilac (RAL 4001)	red lilac (RAL 4001)

Technical data:	CB 627	S CB 628
Peak operating voltage:	max. 350 V	max. 350 V
Voltage UL:	300 V	300 V
Testing voltage: conductor/conductor: conductor/shielding:	2000 V 2000 V	2000 V 2000 V
Min. bending radius:	7.5 x O.D.	7.5 x O.D.
Radiation resistance:	8 x 10 ⁷ cJ/kg	5 x 10 ⁷ cJ/kg
Temperature range VDE: static: flexible:	UL: up to +80°C -30/+70°C -5/+70°C	UL: up to +80°C -40/+70°C -40/+70°C
Halogen-free:	—	acc. to IEC 60754-1 + VDE 0482-754-1
Burning characteristics:	flame retardant and self-extinguishing acc. to IEC 60332-1-2 + VDE 0482-332-1-2	
Oil resistance:	very good acc. to VDE 0207-5	very good acc. to EN 50363-10-2 + VDE 0207-363-10-2
Chemical resistance:	—	good against acids, alkalines, solvents, hydraulic liquids, etc.
Characteristic impedance:	120 Ω ± (95 - 140 Ω)	120 Ω ± (95 - 140 Ω)
Flexibility:	good	very good
Application in cable tracks:	not recommended	recommended
Weather resistance:	medium	very good
UL Style:	2464	20233
Absence of harmful substances:	acc. to RoHS directive of the European Union, see page O/30	

item no.	type	no. of pairs/conductors	AWG	nominal outer-ø inch	mm	cable weight ≈lbs/mft
▶ 6272251	CB 627	2	24 (≈ 16/34)	0.240	6.1	30
▶ 6272341	CB 627	2	22 (≈ 7/30)	0.252	6.4	32
▶ 6272501	CB 627	2	20 (≈ 17/32)	0.303	7.7	45
▶ 6272751	CB 627	2	19 (≈ 23/32)	0.378	9.6	61
▶ 6282251	S CB 628	2	24 (≈ 34/38)	0.311	7.9	52
▶ 6282341	S CB 628	2	22 (≈ 42/38)	0.327	8.3	56
▶ 6282501	S CB 628	2	20 (≈ 68/38)	0.343	8.7	54
▶ 6274251	CB 627	2 x 2	24 (≈ 16/34)	0.287	7.3	41
▶ 6274341	CB 627	2 x 2	22 (≈ 7/30)	0.303	7.7	45
▶ 6274501	CB 627	2 x 2	20 (≈ 17/32)	0.386	9.8	70
▶ 6274751	CB 627	2 x 2	19 (≈ 23/32)	0.531	13.5	120
▶ 6284251	S CB 628	2 x 2	24 (≈ 34/38)	0.358	9.1	66
▶ 6284341	S CB 628	2 x 2	22 (≈ 42/38)	0.378	9.6	71
▶ 6284501	S CB 628	2 x 2	20 (≈ 68/38)	0.417	10.6	77

Other dimensions and colors are available on request

DeviceNet™ Cables



DN 651 Flexible PVC DeviceNet™ cable with a foil shield and UL recognition

DN 650 Flexible PVC DeviceNet™ cable with a tinned copper shield and UL recognition

Computer Cable AWM Style 2560 60°C 30V CE



Marking for DN 650 6502241:

SAB BRÜCKSKES · D-VIERSEN · DN 650 2x0.24mm²+2x0.38mm² 6502241 24AWG/1pr+22AWG/1pr

Low Voltage Computer Cable AWM Style 2560 60°C 30V CE

Construction:	DN 651 Drop Cable	DN 651 Trunk Cable	DN 650 Drop Cable	DN 650 Trunk Cable
Item numbers:	6512241	6512781	6502241	6502781
Dimensions:	2 x 0.24 mm ² + 2 x 0.38 mm ²	2 x 0.96 mm ² + 2 x 1.53 mm ²	2 x 0.24 mm ² + 2 x 0.38 mm ²	2 x 0.96 mm ² + 2 x 1.53 mm ²
Conductor: 0.25 mm ² tinned copper strands 0.38 mm ² tinned copper strands	AWG 24/19 AWG 22/19	— —	AWG 24/19 AWG 22/19	— —
Conductor: 0.96 mm ² tinned copper strands 1.53 mm ² tinned copper strands	— —	AWG 18/19 AWG 15/19	— —	AWG 18/19 AWG 15/19
Insulation:	0.24 mm ² : acc. to EN 50290-2-23 (02Y11) 0.38 mm ² : PVC, TI2 acc. to EN 50363-3	0.96 mm ² : acc. to EN 50290-2-23 (02Y11) 1.53 mm ² : PVC, TI2 acc. to EN 50363-3	0.24 mm ² : acc. to EN 50290-2-23 (02Y11) 0.38 mm ² : PVC, TI2 acc. to EN 50363-3	0.96 mm ² : acc. to EN 50290-2-23 (02Y11) 1.53 mm ² : PVC, TI2 acc. to EN 50363-3
Color code:	0.24 mm ² /0.96 mm ² : data pair white and light blue; 0.38 mm ² /1.53 mm ² : supply pair black and red		0.24 mm ² /0.96 mm ² : data pair white and light blue; 0.38 mm ² /1.53 mm ² : supply pair black and red	
Wrapping:	conductors twisted to pairs stranded with alu foil		conductors twisted to pairs stranded with alu foil	
Stranding:	pairs in specially adjusted layering, tinned copper drain wire in core		pairs in specially adjusted layering, tinned copper drain wire in core	
Shielding:	alu. foil	alu. foil	tinned copper braiding	tinned copper braiding
Wrapping:	non-woven tape	non-woven tape	non-woven tape	non-woven tape
Jacket material:	PVC, TM1 acc. to EN 50363-4-1 + VDE 0207-363-4-1		PVC, TM1 acc. to EN 50363-4-1 + VDE 0207-363-4-1	
Jacket color:	red lilac (RAL 4001)	red lilac (RAL 4001)	red lilac (RAL 4001)	red lilac (RAL 4001)

Technical data:	DN 651 Drop Cable	DN 651 Trunk Cable	DN 650 Drop Cable	DN 650 Trunk Cable
Peak operating voltage:	max. 350 V	max. 350 V	max. 350 V	max. 350 V
Voltage UL:	30 V	30 V	30 V	30 V
Testing voltage: conductor/conductor: conductor/shielding:	1500 V 1200 V	1500 V 1200 V	1500 V 1200 V	1500 V 1200 V
Min. bending radius: fixed installation: free movement:	7.5 x O.D. 15 x O.D.	7.5 x O.D. 15 x O.D.	7.5 x O.D. 15 x O.D.	7.5 x O.D. 15 x O.D.
Temperature range: static: flexible:	UL: up to +60°C -30/+70°C -5/+70°C	UL: up to +60°C -30/+70°C -5/+70°C	UL: up to +60°C -30/+70°C -5/+70°C	UL: up to +60°C -30/+70°C -5/+70°C
Characteristic impedance:	120 Ω ± 10%	120 Ω ± 10%	120 Ω ± 10%	120 Ω ± 10%
UL Style:	2560	2560	2560	2560
Absence of harmful substances:	acc. to RoHS directive of the European Union, see page O/30			

item no.	type	no. of data conductors	no. of power conductors	outer-ø		cable weight ≈ lbs/mft
				inch	mm	
▶ 6512241	DN 651 (Drop Cable)	24 AWG/1pr	22 AWG/1pr	0.260	6.6	38
▶ 6512781	DN 651 (Trunk Cable)	18 AWG/1pr	15 AWG/1pr	0.449	11.4	78
▶ 6502241	DN 650 (Drop Cable)	24 AWG/1pr	22 AWG/1pr	0.260	6.6	50
▶ 6502781	DN 650 (Trunk Cable)	18 AWG/1pr	15 AWG/1pr	0.449	11.4	112

Other dimensions and colors are available on request

J
40

DeviceNet™ Cables



DN 656 Halogen-free, flexible DeviceNet™ cable with a foil shield and UL recognition

DN 657 Halogen-free, flexible DeviceNet™ cable with tinned copper shield

22AWG/1pr AWM Style 21080 75°C 300V CE



Marking for DN 656 6562241:

SAB BRÖCKSKES · D-VIERSEN · DN 656 2x0.24mm²+2x0.38mm² 6562241 24AWG/1pr+22AWG/1pr AWM Style 21080 75°C 300V CE

Construction:				
	DN 656 Drop Cable	DN 656 Trunk Cable	DN 657 Drop Cable	DN 657 Trunk Cable
Item numbers:	6562241	6562781	6572241	6572781
Dimensions:	2 x 0.24 mm ² + 2 x 0.38 mm ²	2 x 0.96 mm ² + 2 x 1.53 mm ²	2 x 0.24 mm ² + 2 x 0.38 mm ²	2 x 0.96 mm ² + 2 x 1.53 mm ²
Conductor: 0.24mm ² tinned copper strands 0.38 mm ² tinned copper strands	AWG 24/19 AWG 22/19	— —	AWG 24/19 AWG 22/19	— —
Conductor: 0.96 mm ² tinned copper strands 1.53 mm ² tinned copper strands	— —	AWG 18/19 AWG 15/19	— —	AWG 18/19 AWG 15/19
Insulation:	0.24 mm ² : acc. to EN 50290-2-23 (02Y11) 0.38 mm ² : SABIX®	0.96 mm ² : acc. to EN 50290-2-23 (02Y11) 1.53 mm ² : SABIX®	0.24 mm ² : acc. to EN 50290-2-23 (02Y11) 0.38 mm ² : SABIX®	0.96 mm ² : acc. to EN 50290-2-23 (02Y11) 1.53 mm ² : SABIX®
Color code:	0.24 mm ² /0.96 mm ² : data pair white and light blue; 0.38 mm ² /1.53 mm ² : supply pair black and red		0.24 mm ² /0.96 mm ² : data pair white and light blue; 0.38 mm ² /1.53 mm ² : supply pair black and red	
Wrapping:	conductors twisted to pairs stranded with alu foil		conductors twisted to pairs stranded with alu foil	
Stranding:	pairs in specially adjusted layering, tinned copper drain wire in core			
Shielding:	alu. foil	alu. foil	tinned copper braiding	tinned copper braiding
Wrapping:	non-woven tape	non-woven tape	non-woven tape	non-woven tape
Jacket material:	SABIX®			
Jacket color:	red lilac (RAL 4001)			

Technical data:				
	DN 656 Drop Cable	DN 656 Trunk Cable	DN 657 Drop Cable	DN 657 Trunk Cable
Peak operating voltage:	max. 350 V	max. 350 V	max. 350 V	max. 350 V
Voltage UL:	300 V	300 V	—	—
Testing voltage: conductor/conductor: conductor/shielding:	2000 V 2000 V	2000 V 2000 V	1500 V 1200 V	1500 V 1200 V
Min. bending radius: fixed installation: free movement:	7.5 x O.D. 15 x O.D.	7.5 x O.D. 15 x O.D.	7.5 x O.D. 15 x O.D.	7.5 x O.D. 15 x O.D.
Temperature range: static: flexible:	UL: up to +75°C -40/+70°C -30/+70°C	UL: up to +75°C -40/+70°C -30/+70°C	-40/+70°C -30/+70°C	-40/+70°C -30/+70°C
Halogen-free:	acc. to IEC 60754-1 + VDE 0482-754-1		acc. to IEC 60754-1 + VDE 0482-754-1	
Characteristic impedance:	120 Ω ± 10%		120 Ω ± 10%	
UL Style:	21080		—	
Absence of harmful substances:	acc. to RoHS directive of the European Union, see page O/30			

item no.	type	no. of data conductors	no. of power conductors	outer-ø		cable weight ≈ lbs/mft
				inch	mm	
▶ 6562241	DN 656 (Drop Cable)	24 AWG/1pr	22 AWG/1pr	0.260	6.6	38
▶ 6562781	DN 656 (Trunk Cable)	18 AWG/1pr	15 AWG/1pr	0.449	11.4	81
▶ 6572241	DN 657 (Drop Cable)	24 AWG/1pr	22 AWG/1pr	0.260	6.6	50
▶ 6572781	DN 657 (Trunk Cable)	18 AWG/1pr	15 AWG/1pr	0.449	11.4	123

Other dimensions and colors are available on request

DeviceNet™ Cables



DN 659 Continuous flex DeviceNet™ cable with a foil shield

DN 658 Continuous flex DeviceNet™ cable with tinned copper shield

22AWG/1pr AWM Style 20417 60°C 30V CE



Marking for DN 658 6582241:

SAB BRÖCKSKES · D-VIERSEN · DN 658 2x0.24mm²+2x0.38mm² 6582241 24AWG/1pr+22AWG/1pr AWM Style 20417 60°C 30V CE

Construction:	DN 659 Drop Cable	DN 659 Trunk Cable	DN 658 Drop Cable	DN 658 Trunk Cable
Item numbers:	6592241	6592781	6582241	6582781
Dimensions:	2 x 0.24 mm ² + 2 x 0.38 mm ²	2 x 0.96 mm ² + 2 x 1.53 mm ²	2 x 0.24 mm ² + 2 x 0.38 mm ²	2 x 0.96 mm ² + 2 x 1.53 mm ²
Conductor: 0.24 mm ² tinned copper strands 0.38 mm ² tinned copper strands	fine wires fine wires	— —	fine wires fine wires	— —
Conductor: 0.96 mm ² tinned copper strands 1.53 mm ² tinned copper strands	— —	fine wires fine wires	— —	fine wires fine wires
Insulation:	0.24 mm ² : acc. to EN 50290-2-23 (02Y11) 0.38 mm ² : PVC, TI2 acc. to EN 50363-3	0.96 mm ² : acc. to EN 50290-2-23 (02Y11) 1.53 mm ² : PVC, TI2 acc. to EN 50363-3	0.24 mm ² : acc. to EN 50290-2-23 (02Y11) 0.38 mm ² : PVC, TI2 acc. to EN 50363-3	0.96 mm ² : acc. to EN 50290-2-23 (02Y11) 1.53 mm ² : PVC, TI2 acc. to EN 50363-3
Color code:	0.24 mm ² /0.96 mm ² : data pair white and light blue; 0.38 mm ² /1.53 mm ² : supply pair black and red		0.24 mm ² /0.96 mm ² : data pair white and light blue; 0.38 mm ² /1.53 mm ² : supply pair black and red	
Wrapping:	conductors twisted to pairs stranded with alu foil		conductors twisted to pairs stranded with alu foil	
Stranding:	pairs in specially adjusted layering, tinned copper drain wire in core			
Shielding:	alu. foil	alu. foil	tinned copper braiding	tinned copper braiding
Wrapping:	non-woven tape	non-woven tape	non-woven tape	non-woven tape
Jacket material:	PUR, TPU acc. to EN 50363-10-2 + VDE 0207-363-10-2 with rough surface			
Jacket color:	red lilac (RAL 4001)	red lilac (RAL 4001)	red lilac (RAL 4001)	red lilac (RAL 4001)

Technical data:	DN 659 Drop Cable	DN 659 Trunk Cable	DN 658 Drop Cable	DN 658 Trunk Cable
Peak operating voltage:	max. 350 V	max. 350 V	max. 350 V	max. 350 V
Voltage UL:	30 V	30 V	30 V	30 V
Testing voltage: conductor/conductor: conductor/shielding:	2000 V 2000 V	2000 V 2000 V	2000 V 2000 V	2000 V 2000 V
Min. bending radius: fixed installation: free movement:	7.5 x O.D. 15 x O.D.	7.5 x O.D. 15 x O.D.	7.5 x O.D. 15 x O.D.	7.5 x O.D. 15 x O.D.
Temperature range: static: flexible:	UL: up to +60°C -30/+70°C -5/+70°C	UL: up to +60°C -30/+70°C -5/+70°C	UL: up to +60°C -30/+70°C -5/+70°C	UL: up to +60°C -30/+70°C -5/+70°C
Characteristic impedance:	120 Ω ± 10%	120 Ω ± 10%	120 Ω ± 10%	120 Ω ± 10%
UL Style:	20417	20417	20417	20417
Absence of harmful substances:	acc. to RoHS directive of the European Union, see page O/30			

item no.	type	no. of data conductors	no. of power conductors	outer-ø inch	outer-ø mm	cable weight ≈ lbs/mft
▶ 6592241	DN 659 (Drop Cable)	24 AWG/1pr	22 AWG/1pr	0.260	6.6	44
▶ 6592781	DN 659 (Trunk Cable)	18 AWG/1pr	15 AWG/1pr	0.449	11.4	77
▶ 6582241	DN 658 (Drop Cable)	24 AWG/1pr	22 AWG/1pr	0.260	6.6	51
▶ 6582781	DN 658 (Trunk Cable)	18 AWG/1pr	15 AWG/1pr	0.449	11.4	112

Other dimensions and colors are available on request



DN 658 Robot Cable/Drop

Highly flexible DeviceNet™ cable, suitable for robots with overall tinned copper shield



Marking for DN 658 6589007:

SAB BRÖCKSKES · D-VIERSEN · DN 658 robot cable/Drop 2x0.24mm²+2x0.38mm² 24AWG/1pr+22AWG/1pr AWM Style 21198 80°C 300V 6589007 CE

Construction:	
Conductor:	bare copper strands, fine wires
Insulation:	24 AWG: Foam-Skin PE 22 AWG: SABIX®
Color code:	24 AWG: white, blue 22 AWG: black, red
Wrapping:	conductors twisted to pairs stranded with alu foil
Stranding:	pairs in a specifically adjusted layering, tinned copper drain wire in the core.
Shielding:	tinned copper braiding
Wrapping:	non-woven tape
Jacket material:	PUR, TMPU acc. to EN 50363-10-2 + VDE 0207-363-10-2
Jacket color:	red lilac (RAL 4001)

Technical data:	
Peak operating voltage:	max. 350V
Voltage UL:	300 V
Testing voltage:	conductor/conductor: 2000 V conductor/shielding: 2000 V
Min. bending radius:	
<i>fixed installation:</i>	7.5 x O.D.
<i>free movement:</i>	15 x O.D.
Torsion angle:	up to ± 180°/m
Temperature range:	UL: up to 80°C
<i>static:</i>	-40/+80°C
<i>flexible:</i>	-30/+80°C
Characteristic impedance:	120 Ω ± 10%
Approvals:	UL AWM Style 21198, CE, EAC, RoHS
Absence of harmful substances:	acc. to RoHS directive of the European Union see page O/30

item no.	no. of conductors	AWG	outer-ø inch	mm	cable weight ≈lbs/mft	ohmic resistance at 20°C max.Ω/km
▶ 6589007	2	24/19	0.260	6.6	43	83.3
	2	22 (≈ 48/38)				52.6

Other dimensions and colors are available on request

Profibus-DP Cables acc. to IEC 61158-2



SABIX® PB 630

Halogen-free
Profibus-DP cable

PB 631

Halogen-free PE Profibus-DP
cable for fixed installation

SABIX® PB 630 FRNC

Halogen-free flame
retardant Profibus-DP cable

PB 633

Halogen-free, flexible
PE Profibus-DP cable

SKES · D-VIERSEN · SABIX® PB 630 FRNC 2x0.34mm² CE



Marking for SABIX® PB 630 FRNC 66302341:

SAB BRÖCKSKES · D-VIERSEN · SABIX® PB 630 FRNC 2x0.34mm² CE

Construction:	SABIX® PB 630 <i>Halogen-free</i>	SABIX® PB 630 FRNC <i>Halogen-free & flame retardant</i>	PB 631 <i>for fixed installations</i>	PB 633 <i>for flexible applications</i>
Item numbers:	56302341	66302341	6312331	6332341 / 6334341
Dimensions:	2 x 0.34 mm ²	2 x 0.34 mm ²	2 x 22 AWG	2 x 0.34 mm ² 2 x 0.34 mm ² + 3 x 1.00 mm ²
Conductor:	bare copper strands, acc. to VDE 0812	bare copper strands, acc. to VDE 0812	bare copper wire AWG 22, single wire	0.34 mm ² : bare copper strands acc. to VDE 0812 1.00 mm ² : bare copper strands acc. to IEC 60228, VDE 0295, class 5
Pairwise wrapping:	—	—	—	alu foil
Insulation:	acc. to EN 50290-2-23 + VDE 0819-103 (02Y11)	acc. to EN 50290-2-23 + VDE 0819-103 (02Y11)	acc. to EN 50290-2-23 + VDE 0819-103 (02Y11)	0.34 mm ² : EN 50290-2-23 + VDE 0819-103 (02Y11) 1.00 mm ² : PE 2Y11 acc. to EN 50290-2-23
Color code:	red, green	red, green	red, green	red, green (0.34 mm ²), brown, light blue and green/yellow ground (1.0 mm ²)
Stranding:	in layers	in layers	in layers	in layers
Shielding:	alu foil + tinned copper braiding		alu foil + tinned copper braiding	tinned copper braiding
Jacket material:	SABIX®	SABIX®	PE, 2YM1 acc. to EN 50290-2-24	
Jacket color:	red lilac (RAL 4001)	red lilac (RAL 4001)	red lilac (RAL 4001)	red lilac (RAL 4001)

Technical data:	SABIX® PB 630 <i>Halogen-free</i>	SABIX® PB 630 FRNC <i>Halogen-free & flame retardant</i>	PB 631 <i>for fixed installations</i>	PB 633 <i>for flexible applications</i>
Peak operating voltage:	max. 350 V	max. 350 V	max. 350 V	max. 350 V
Testing voltage: conductor/conductor: conductor/shielding:	1500 V 1500 V	1500 V 1500 V	1500 V 1500 V	1500 V 1500 V
Min. bending radius:	12 x O.D.	12 x O.D.	12 x O.D.	12 x O.D.
Radiation resistance:	—	—	7 x 10 ⁸ cJ/kg	—
Temperature range: static: flexible:	-40/+80°C -40/+80°C	-40/+80°C -30/+80°C	-40/+70°C -40/+70°C	-40/+70°C -40/+70°C
Halogen-free:	acc. to IEC 60754-1 + EN 0482-754-1	acc. to IEC 60754-1 + EN 0482-754-1	acc. to IEC 60754-1 + EN 0482-754-1	—
Burning characteristics: no flame propagation acc. to IEC 60332-3-24 + IEC 60332-3-25 Cat. C resp. D, Flame retardant and self-extinguishing acc. to IEC 60332-1-2 + VDE 0482-332-1-2	—	X	—	—
Corrosiveness of conflagration gases:	in compliance with IEC 60754-2 + VDE 0482-754-2 - no development of corrosive conflagration gases			
Smoke density:	—	very low	low	—
Oil resistance:	very good acc. to EN 50363-4-1	—	—	—
Characteristic impedance 3 - 20 MHz:	150 Ω ± 10%	150 Ω ± 10%	150 Ω ± 10%	—
For fixed installation:	suitable	suitable	suitable	suitable
For flexible application:	suitable	not suitable	not suitable	suitable
Weather resistance:	good	good	good	good
Absence of harmful substances:	acc. to RoHS directive of the European Union, see page O/30			

item no.	type	no. of conductors	dimensions AWG	nominal outer-ø inch	mm	cable weight ≈lbs/mft
▶ 56302341	SABIX® PB 630	2	22 (≈ 7/30)	0.295	7.5	34
▶ 66302341	SABIX® PB 630 FRNC	2	22 (≈ 7/30)	0.295	7.5	42
▶ 6312331	PB 631	2	22	0.280	7.1	30
▶ 6332341	PB 633	2	22 (≈ 7/30)	0.295	7.5	34
▶ 6334341	PB 633	2+3	22 (≈ 7/30) + 18 (≈ 30/32)	0.398	10.1	68

Profibus-DP and Profibus-FMS apply the same transmission technology and a uniform bus access log. Therefore, both types can be used simultaneously on one cable.

Other dimensions and colors are available on request



Profibus-DP Cables acc. IEC 61158-2



PB 630 PVC Profibus-DP cable for fixed installation

PB 636 Flexible PVC Profibus-DP cable for outdoor installation

PB 639 PVC Profibus-DP cable for direct burial

PB 635 PVC Profibus-DP cable for outdoor installation



BRÖCKSKES · D-VIERSEN · PB 636 2x0.34mm² CE



Marking for PB 636 6362348:

SAB BRÖCKSKES · D-VIERSEN · PB 636 2x0.34mm² CE

Construction:	PB 630 <i>for fixed installations</i>	PB 639 <i>for direct burial</i>	PB 636 <i>for fixed installations</i>	PB 635 <i>for fixed installations</i>
Item numbers:	6302331	6392338	6362348	6352338
Dimensions:	2 x 22 AWG	2 x 22 AWG	2 x 0.34 mm ²	2 x 22 AWG
Conductor:	bare copper wire AWG 22, single wire	bare copper wire AWG 22, single wire	bare copper strands acc. to VDE 0812	bare copper wire AWG 22, single wire
Insulation:	acc. to EN 50290-2-23 + VDE 0819-103 (02Y11)	acc. to EN 50290-2-23 + VDE 0819-103 (02Y11)	acc. to EN 50290-2-23 + VDE 0819-103 (02Y11)	acc. to EN 50290-2-23 + VDE 0819-103 (02Y11)
Color code:	red, green	red, green	red, green	red, green
Stranding:	in layers	in layers	in layers	in layers
Shielding:	alu foil + tinned copper braiding		alu foil + tinned copper braiding	
Jacket material:	PVC, TM2 acc. to EN 50363-4-1	PVC, TM2 acc. to EN 50363-4-1	PVC, TM2 acc. to EN 50363-4-1	PVC, TM2 acc. to EN 50363-4-1
Jacket color:	red lilac (RAL 4001)	red lilac (RAL 4001)	red lilac (RAL 4001)	red lilac (RAL 4001)

Technical data:	PB 630 <i>for fixed installations</i>	PB 639 <i>for direct burial</i>	PB 636 <i>for fixed installations</i>	PB 635 <i>for fixed installations</i>
Peak operating voltage:	max. 350 V	max. 350 V	max. 350 V	max. 350 V
Testing voltage: conductor/conductor: conductor/shielding:	1500 V 1500 V	1500 V 1500 V	1500 V 1500 V	1500 V 1500 V
Min. bending radius:	12 x O.D.	12 x O.D.	12 x O.D.	12 x O.D.
Radiation resistance:	7 x 10 ⁶ cJ/kg	—	—	—
Temperature range: static: flexible:	-30/+70°C -5/+70°C	-30/+70°C -5/+70°C	-30/+70°C -5/+70°C	-30/+70°C -5/+70°C
Burning characteristics:	flame retardant and self-extinguishing acc. to IEC 60332-1-2 + VDE 0482-332-1-2			
Oil resistance:	acc. to internal standard, see page O/29		acc. to internal standard, see page O/29	
Characteristic impedance 3 - 20 MHz:	150 Ω ± 10%	150 Ω ± 10%	150 Ω ± 10%	150 Ω ± 10%
For fixed installation:	suitable	suitable	suitable	suitable
For flexible application:	not suitable	not suitable	suitable	not suitable
Weather resistance:	medium	good	good	good
Outdoor installation:	not suitable	suitable	suitable	suitable
Direct burial:	not suitable	suitable	not suitable	not suitable
Absence of harmful substances:	acc. to RoHS directive of the European Union, see page O/30			

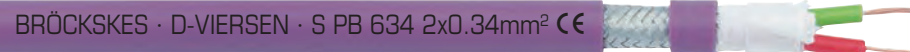
item no.	type	no. of conductors	dimensions AWG	nominal outer-ø inch	mm	cable weight ≈lbs/mft
▶ 6302331	PB 630	2	22	0.280	7.1	36
▶ 6392338	PB 639	2	22	0.362	9.2	63
▶ 6362348	PB 636	2	22 (≈ 7/30)	0.346	8.8	54
▶ 6352338	PB 635	2	22	0.331	8.4	53

Other dimensions and colors are available on request

Profibus-DP Cables acc. to IEC 61158-2



- PB 637** PVC Profibus-DP cable for fixed installations
- S PB 634** Continuous flex PUR Profibus-DP cable for cable tracks
- PB 632** PVC Profibus-DP Cable for flexible applications



Marking for S PB 634 6342341:
SAB BRÖCKSKES · D-VIERSEN · S PB 634 2x0.34mm² CE



Construction:	PB 637 <i>for fixed installations</i>	S PB 634 <i>continuous flex for cable tracks</i>	PB 632 <i>for flexible applications</i>
Item numbers:	6372331	6342341 / 6344341	6322341 / 6324341
Dimensions:	2 x AWG 22	2 x .034 mm ² / 2 x 0.34 mm ² + 3 x 1.00 mm ²	2 x .034 mm ² / 2 x 0.34 mm ² + 3 x 1.00 mm ²
Conductor:	bare copper wire AWG 22, single wire	0.34 mm ² : bare copper strands acc. to VDE 0812 1.00 mm ² : bare copper strands acc. to IEC 60228, VDE 0295, class 6	0.34 mm ² : bare copper strands acc. to VDE 0812 1.00 mm ² : bare copper strands acc. to IEC 60228, VDE 0295, class 5
Pairwise wrapping:	—	non-woven tape/aluminum foil	aluminum foil
Pairwise jacketing:	—	TPE	—
Insulation:	acc. to EN 50290-2-23 + VDE 0819-103 (02Y11)	0.34 mm ² : EN 50290-2-23 + VDE 0819-103 (02Y11) 1.00 mm ² : TPE	0.34 mm ² : EN 50290-2-23 + VDE 0819-103 (02Y11) 1.00 mm ² : PVC TI2 acc. to EN 50363-3
Color code:	red, green	red, green (0.34 mm ²), brown, light blue and green/yellow ground (1.0 mm ²)	
Stranding:	in layers	in layers	in layers
Shielding:	aluminum foil + tinned copper braiding	pairwise: tinned copper braiding	pairwise: tinned copper braiding
Jacket material:	PVC, TM5 acc. to EN 50363-4-1	PUR, TPU acc. to EN 50363-10-2 with rough surface	PVC, TM2 acc. to EN 50363-4-1
Jacket color:	red lilac (RAL 4001)	red lilac (RAL 4001)	red lilac (RAL 4001)

Technical data:	PB 637 <i>for fixed installations</i>	S PB 634 <i>continuous flex for cable tracks</i>	PB 632 <i>for flexible applications</i>
Peak operating voltage:	max. 350 V	max. 350 V	max. 350 V
Voltage UL:	30 V	—	—
Testing voltage: conductor/conductor: conductor/shielding:	1500 V 1500 V	1500 V 1500 V	1500 V 1500 V
Min. bending radius:	12 x O.D.	12 x O.D.	12 x O.D.
Temperature range: static: flexible:	UL: up to 60°C -30/+70°C -5/+70°C	-40/+80°C -40/+80°C	-30/+70°C -5/+70°C
Burning characteristics:	flame retardant and self-extinguishing acc. to IEC 60332-1-2 + VDE 0482-332-1-2	—	flame retardant and self-extinguishing acc. to IEC 60332-1-2 + VDE 0482-332-1-2
Oil resistance:	very good acc. to VDE 0207-5	very good acc. to EN 50363-10-2 + VDE 0207-363-10-2	acc. to internal standard see page O/29
Characteristic impedance 3 - 20 MHz:	150 Ω ± 10%	—	—
For fixed installation:	suitable	suitable	suitable
For flexible application:	not suitable	suitable	suitable
Application in cable tracks:	not recommended	recommended	not recommended
Weather resistance:	very good	very good	medium
UL Style:	2560	—	—
Absence of harmful substances:	acc. to RoHS directive of the European Union, see page O/30		


item no.	type	no. of conductors	dimensions AWG	nominal outer-ø inch	mm	cable weight ≈ lbs/mft
▶ 6372331	PB 637	2	22	0.295	7.5	38
▶ 6342341	S PB 634	2	22 (≈ 7/30)	0.299	7.6	39
▶ 6344341	S PB 634	2 + 3	22 (≈ 7/30) + 18 (≈ 56/34)	0.402	10.2	73
▶ 6322341	PB 632	2	22 (≈ 7/30)	0.295	7.5	38
▶ 6324341	PB 632	2+3	22 (≈ 7/30) + 18 (≈ 30/32)	0.398	10.1	82

Other dimensions and colors are available on request

Profibus-DP and **Profibus-FMS** apply the same transmission technology and a uniform bus access log. Therefore, both types can be used simultaneously on one cable.



Profibus-DP Cables



PB 640 Flexible PVC Profibus-DP cable
PB 640 UL Flexible PVC Profibus-DP cable with UL recognition

S PB 640 Continuous flex PUR Profibus-DP cable
S PB 640 UL Continuous flex PUR Profibus-DP cable with UL recognition



Marking for S PB 640 UL 6402611:
 SAB BRÖCKSKES · D-VIERSEN · S PB 640 UL 24AWG/2c 6402611 AWM Style 21198 80°C 300V CE

Construction:	PB 640 <i>for flexible applications</i>	PB 640 UL <i>for flexible applications</i>	S PB 640 <i>continuous flex</i>	S PB 640 UL <i>continuous flex</i>
Item numbers:	6402421	6402631	6402601	6402611
Dimensions:	2 x 24 AWG	2 x 24 AWG	2 x 24 AWG	2 x 24 AWG
Conductor:	bare copper strands 24 AWG		bare copper strands 24 AWG	
Insulation:	acc. to EN 50290-2-23 + VDE 0819-103 (02Y11)	acc. to EN 50290-2-23 + VDE 0819-103 (02Y11)	acc. to EN 50290-2-23 + VDE 0819-103 (02Y11)	acc. to EN 50290-2-23 + VDE 0819-103 (02Y11)
Color code:	red, green	red, green	red, green	red, green
Stranding:	in layers	in layers	in layers	in layers
Inner jacket (nature):	PVC	PVC	SABIX®	SABIX®
Shielding:	alu foil + tinned copper braiding		alu foil + tinned copper braiding	
Jacket material:	PVC, TM2 acc. to EN 50363-4-1		PUR, TMPU acc. to EN 50363-10-2 with matte surface	
Jacket color:	red lilac (RAL 4001)	red lilac (RAL 4001)	red lilac (RAL 4001)	red lilac (RAL 4001)

Technical data:	PB 640 <i>for flexible applications</i>	PB 640 UL <i>for flexible applications</i>	S PB 640 <i>continuous flex</i>	S PB 640 UL <i>continuous flex</i>
Peak operating voltage:	max. 350 V	max. 350 V	max. 350 V	max. 350 V
Voltage UL:	—	300 V	—	300 V
Voltage CSA:	—	—	—	300 V
Testing voltage: conductor/conductor: conductor/shielding:	1500 V 1500 V	2000 V 2000 V	1500 V 1500 V	2000 V 2000 V
Min. bending radius: fixed installation: flexible application: continuous flex:	12 x O.D.	12 x O.D.	5 x O.D. 10 x O.D. 15 x O.D.	5 x O.D. 10 x O.D. 15 x O.D.
Temperature range: static: flexible:	-30/+70°C -5/+70°C	UL: up to +80°C -30/+70°C -5/+70°C	-40/+80°C -30/+80°C	UL/CSA: up to +80°C -40/+80°C -30/+80°C
Halogen-free:	—	—	acc. to IEC 60754-1 + VDE 0482-754-1	
Burning characteristics:	flame retardant and self-extinguishing acc. to IEC 60332 + VDE 0482-332-1-2			
Oil resistance:	acc. to internal standard, see page O/29		very good EN 50363-10-2 + VDE 0207-363-10-2	
Characteristic impedance (3 - 20 MHz):	150 Ω ± 10%	150 Ω ± 10%	150 Ω ± 10%	150 Ω ± 10%
Fixed installation:	suitable	suitable	suitable	suitable
For flexible application:	suitable	suitable	suitable	suitable
Application in cable tracks:	not recommended	not recommended	recommended	recommended
UL Style:	—	2464	—	21198
Absence of harmful substances:	acc. to RoHS directive of the European Union, see page O/30			

item no.	type	no. of conductors	AWG	outer-ø		cable weight ≈ lbs/mft
				inch	mm	
▶ 6402421	PB 640	2	24	0.315 ± 0.016	8.0 ± 0.4	42
▶ 6402631	PB 640 UL	2	24	0.315 ± 0.016	8.0 ± 0.4	42
▶ 6402601	S PB 640	2	24	0.315 ± 0.016	8.0 ± 0.4	38
▶ 6402611	S PB 640 UL	2	24	0.315 ± 0.016	8.0 ± 0.4	42

Other dimensions and colors are available on request

with “Fast Connect” Construction

Profibus-DP and Profibus-FMS apply the same transmission technology and a uniform bus access log. Therefore, both types can be used simultaneously on one cable.



Profibus-DP Cables acc. to IEC 61158-2



PB 642 PVC Profibus-cable (PA)

S PB 644 Continuous flex PUR Profibus-cable (PA) for cable tracks

BRÖCKSKES · D-VIERSEN · S PB 644 2x0,25mm² CE



Marking for S PB 644 6442251:

SAB BRÖCKSKES · D-VIERSEN · S PB 644 2x0.25mm² CE

Construction:	PB 642 <i>flexible</i>	S PB 644 <i>continuous flex</i>
Item numbers:	6422221, 6424221, 6422251, 6424251, 6422767, 6422768	6442251, 6444251
Dimensions:	2 x 0.22 mm ² , 2 x 2 x 0.22 mm ² , 2 x .025 mm ² , 2 x 2 x 0.25 mm ² , 2 x 0.82 mm ² , 2 x 0.82 mm ²	2 x .025 mm ² , 2 x 2 x 0.25mm ²
Conductors:	bare copper strands with reference to VDE 0812	bare copper strands, extra fine wires
Insulation:	PE, 2Y11 acc. to EN 50290-2-23 + VDE 0819-103	PE, 2Y11 acc. to EN 50290-2-23 + VDE 0819-103
Color code:	2c: red, green, 2pr: DIN 47100	2c: red, green, 2pr: DIN 47100
Stranding:	in layers	in layers
Wrapping:	PETP foil, non-woven tape	PETP foil, non-woven tape
Shielding:	tinned copper braiding	tinned copper braiding
Jacket material:	PVC, TM2 acc. to EN 50363-4-1	PUR, TMPU acc. to EN 50363-10-2 with rough surface
Jacket color:	see table below	red lilac (RAL 4001)
Technical data:	PB 642 <i>flexible</i>	S PB 644 <i>continuous flex</i>
Peak operating voltage:	max. 350 V	max. 350 V
Testing voltage: conductor/conductor: conductor/shielding:	1500 V 1200 V	1500 V 1200 V
Min. bending radius: continuously flexing:	7.5 x O.D. —	7.5 x O.D. 12 x O.D.
Temperature range: static: flexible:	-30/+70°C -5/+70°C	-40/+70°C -40/+70°C
Oil resistance:	acc. to internal standard, see page O/29	very good acc. to EN 50363-10-2 + VDE 0207-363-10-2
Characteristic impedance: type B: PA:	at >100 kHz 100 Ω - 130 Ω 100 Ω - 20%	at >100 kHz 100 Ω - 130 Ω 100 Ω - 20%
For fixed installation:	suitable	suitable
For flexible application:	suitable	suitable
Application in cable tracks:	not recommended	recommended
Weather resistance:	medium	very good
Absence of harmful substances:	acc. to RoHS directive of the European Union, see page O/30	

J
48

item no.	type	jacket color	no. of conductors	AWG	nominal outer-ø inch	mm	cable weight ≈lbs/mft
▶ 6422221	PB 642	red lilac (RAL 4001)	2	24 (≈ 7/32)	0.173	4.4	17
▶ 6424221	PB 642	red lilac (RAL 4001)	2 x 2	24 (≈ 7/32)	0.244	6.2	30
▶ 6422251	PB 642	red lilac (RAL 4001)	2	24 (≈ 14/34)	0.193	4.9	20
▶ 6424251	PB 642	red lilac (RAL 4001)	2 x 2	24 (≈ 14/34)	0.264	6.7	35
▶ 6422767	PB 642 PA	blue (RAL 5015)	2	18 (≈ 26/32)	0.287	7.3	46
▶ 6422768	PB 642 PA	black (RAL 9005)	2	18 (≈ 26/32)	0.287	7.3	46
▶ 6442251	S PB 644	red lilac (RAL 4001)	2	24 (≈ 32/38)	0.205	5.2	22
▶ 6444251	S PB 644	red lilac (RAL 4001)	2 x 2	24 (≈ 32/38)	0.268	6.8	38

Other dimensions and colors are available on request



SafetyBus p Cables



SBP 680

SafetyBUS p cable for fixed installation

S SBP 684 Move

SafetyBUS p cable for flexible application



BRÖCKSKES · D-VIERSEN · SafetyBUS p SBP 680 3x0.75mm² CE



Marking for SBP 680 6803754:

SAB BRÖCKSKES · D-VIERSEN · SafetyBUS p SBP 680 3x0.75mm² CE and current meter marking

D-VIERSEN · SafetyBUS p MOVE S SBP 684 3x0.75mm² CE



Marking for S SBP 684 Move 6843754:

SAB BRÖCKSKES · D-VIERSEN · SafetyBUS p MOVE S SBP 684 3x0.75mm² CE and current meter marking

Construction:	SBP 680 <i>for fixed installation</i>	S SBP 684 Move <i>for flexible applications</i>
Item numbers:	6803754	6843754
Dimensions:	3 x 0.75 mm ²	3 x 0.75 mm ²
Conductors:	bare copper strands acc. to VDE class 5	bare copper strands acc. to VDE class 6
Insulation:	acc. to EN 50290-2-23 + VDE 0819-103 (02Y11)	acc. to EN 50290-2-23 + VDE 0819-103 (02Y11)
Color code:	acc. to DIN 47100	acc. to DIN 47100
Wrapping:	non-woven tape	non-woven tape
Shielding:	tinned copper braiding	tinned copper braiding
Wrapping:	non-woven tape	non-woven tape
Jacket material:	PUR	PUR
Jacket color:	signal yellow (RAL 1003)	signal yellow (RAL 1003)

Technical data:	SBP 680 <i>for fixed installation</i>	S SBP 684 Move <i>for flexible applications</i>
Peak operating voltage:	max. 350 V	max. 350 V
Testing voltage:		
conductor/conductor:	1500 V	1500 V
conductor/shielding:	1200 V	1200 V
Min. bending radius:		
fixed installation:	5 x O.D.	5 x O.D.
free movement:	10 x O.D.	10 x O.D.
continuous flex:	—	12 x O.D.
Temperature range:	-40/+80°C	-40/+80°C
Halogen-free:	acc. to IEC 60754-1 + VDE 0482-754-1	acc. to IEC 60754-1 + VDE 0482-754-1
Oil resistance:	very good - TMPU acc. to EN 50363-10-2 + VDE 0207-363-10-2	very good - TMPU acc. to EN 50363-10-2 + VDE 0207-363-10-2
Characteristic impedance at 1 MHz:	100 - 120 Ω	100 - 120 Ω
Application in cable tracks:	not recommended	recommended
Continuous flex application:	—	very good
Absence of harmful substances:	acc. to RoHS directive of the European Union, see page O/30	

item no.	type	no. of conductors	AWG	nominal outer-ø		cable weight
				inch	mm	≈lbs/mft
▶ 6803754	SBP 680	3	19 (≈ 24/32)	0.307 ± 0.016	7.8 ± 0.4	50
▶ 6843754	S SBP 684 Move	3	19 (≈ 69/38)	0.307 ± 0.016	7.8 ± 0.4	50

Other dimensions and colors are available on request

Hybrid Fieldbus Cables



S 670 PUR hybrid field bus control cable, suitable for cable tracks

S 671 PVC hybrid field bus control cable, suitable for cable tracks

21060 80°C 600V CSA AWM I/II A/B 80°C 600V FT1 FT2 CE

Marking for S 670 6700515:

SAB BRÖCKSKES · D-VIERSEN · S 670 5x1.5mm²+2xPOF

AWM Style 21060 80°C 600V CSA AWM I/II A/B 80°C 600V FT1 FT2 CE

21047 75°C 600V CSA AWM I/II A/B 75°C 600V FT1 FT2 CE

Marking for S 671 6710515:

SAB BRÖCKSKES · D-VIERSEN · S 671 5x1.5mm²+2xPOF

AWM Style 21047 75°C 600V CSA AWM I/II A/B 75°C 600V FT1 FT2 CE



**optical waveguide
+
copper conductors**



Construction:	S 670	S 671
Item numbers:	6700415, 6700515, 6700425, 6700525	6710210, 6710310, 6710215, 6710515
Dimensions:	4 x 1.50 mm ² , 5 x 1.50 mm ² 4 x 2.50 mm ² , 5 x 2.50 mm ²	2 x 1.00 mm ² , 3 x 1.00 mm ² 2 x 1.50 mm ² , 5 x 1.50 mm ²
Conductors:	bare copper strands, extra fine wires	bare copper strands, extra fine wires
Insulation:	PVC, Tl2 acc. to EN 50363-3	PVC, Tl2 acc. to EN 50363-3
Color code:	black conductors with consecutive numbers acc. to EN 50334 + VDE 0293-334, green/yellow ground from 3 conductors	
Optical waveguide:	POF (polymeric optical fibers)	POF (polymeric optical fibers)
Color Code POF:	black	black
Stranding:	cores and POF in specially adjusted layering	cores and POF in specially adjusted layering
Wrapping:	non-woven tape	non-woven tape
Jacket material:	PUR, TMPU acc. to EN 50363-10-2 + VDE 0207-363-10-2 with matte surface	PVC, TM2 acc. to EN 50363-4-1 + VDE 0207-363-4-1, reinforced wall-thickness
Jacket color:	red lilac (RAL 4001)	silver gray (RAL 7001)
Technical data:	S 670	S 671
Nominal voltage:	U ₀ /U 300/500 V	U ₀ /U 300/500 V
Voltage UL/CSA:	600 V	600 V
Testing voltage: conductor/conductor:	3000 V	3000 V
Min. bending radius: fixed installation: free movement: continuous flex:	4 x O.D. 7.5 x O.D. 10 x O.D.	4 x O.D. 7.5 x O.D. 10 x O.D.
Temperature range: static: flexible:	UL/CSA: up to +80°C -40/+70°C -5/+70°C	UL/CSA: up to +75°C -40/+70°C -5/+70°C
Burning characteristics:	flame retardant and self-extinguishing acc. to IEC 60332-1-2 + VDE 0482-332-1-2	flame retardant and self-extinguishing acc. to IEC 60332-1-2 + VDE 0482-332-1-2
Oil resistance:	very good acc. to EN 50363-10-2 + VDE 0207-363-10-2	acc. to internal standard see page O/29
Attenuation POF measured at 650 nm:	max. 10 dBm / 20 m	max. 10 dBm / 20 m
Diameter:	POF: Center 900/1000 µm - outside 2.2 mm	POF: Center 900/1000 µm - outside 2.2 mm
UL Style:	21060	21047
Absence of harmful substances:	acc. to RoHS directive of the European Union, see page O/30	

S 670: PUR jacket

item no.	dimensions AWG	nominal inch ±5%	outer-ø mm ±5%	cable weight ≈lbs/mft
▶ 6700415	16 AWG/4c	0.394	10.0	89
▶ 6700515	16 AWG/5c	0.417	10.6	105
▶ 6700425	14 AWG/4c	0.480	12.2	132
▶ 6700525	14 AWG/5c	0.516	13.1	161

each + 2 x POF (polymeric optical fibers)

Other dimensions and colors are available on request

S 671: PVC jacket

item no.	dimensions AWG	nominal inch ±5%	outer-ø mm ±5%	cable weight ≈lbs/mft
▶ 6710210	18 AWG/2c	0.283	7.2	43
▶ 6710310	18 AWG/3c	0.315	8.0	54
▶ 6710215	16 AWG/2c	0.303	7.7	49
▶ 6710515	16 AWG/5c	0.421	10.7	111

each + 2 x POF (polymeric optical fibers)

Other dimensions and colors are available on request



Cable Assemblies



CATLine Profinet Cable Assemblies

Suitable for cable tracks with male M12 connectors



INNOVATIVE SOLUTIONS FOR PROFINET WIRING

Application: For the field bus wiring of Profinet field bus systems in industrial sectors. This cable type is used for example in cable track applications for automation and machine and plant construction with rough environments. The PUR outer jacket is resistant against rough environmental conditions.

Construction:

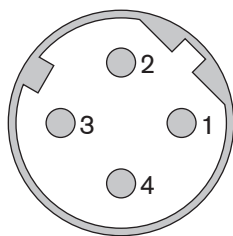
Conductor:	tinned copper strands
Insulation:	special polymer
Shielding:	alu foil and tinned copper braiding
Jacket material:	PUR
Jacket color:	green (RAL 6018)

Technical Data:

Min. bending radius <i>continuous flex:</i>	15 x O.D.
Temperature range <i>flexible:</i>	-20/+70°C
<i>static:</i>	-30/+70°C
Special feature:	Characteristic impedance 100Ω ± 10Ω CAT 5 with reference to EN 50173-1, oil resistant, suitable for cable tracks

Pin configuration:

Pin1:	yellow
Pin2:	white
Pin3:	orange
Pin4:	blue
Housing:	screen



Plug types:

- M12 plug (male) 4-pole, D-coded
- M12 socket (female) 4-pole, D-coded
straight or angled
molded or mounted

item no.	length
▶ S0667-4003	3m/ ≈ 9.8 ft
▶ S0667-4004	5m/ ≈ 16.4 ft
▶ S0667-4005	7m/ ≈ 23.0 ft
▶ S0667-4006	10m/ ≈ 32.8 ft
▶ S0667-4007	15m/ ≈ 49.2 ft
▶ S0667-4008	20m/ ≈ 65.6 ft
▶ S0667-4009	25m/ ≈ 82.0 ft
▶ S0667-4011	28m/ ≈ 91.9 ft
▶ S0667-4010	35m/ ≈ 114.8 ft
▶ S0667-4012	50m/ ≈ 164.0 ft

Other lengths are possible on request

Cable assemblies with RJ45 connectors are also available.



**S PN 667 cable
information on page J/15**



PROFIBUS CABLES ASSEMBLIES FOR CABLE TRACK APPLICATIONS

Application: For the field bus wiring in automation technique. These bus cables transfer Profibus signals with different cable and plug combinations. The PUR cable for cable track applications is resistant against rough environmental conditions in industrial applications.

Construction:

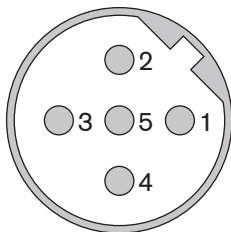
Conductor:	bare copper strands
Insulation:	TPK
Shielding:	alu foil and tinned copper braiding
Jacket material:	PUR
Jacket color:	red lilac (RAL 4001)

Technical Data:

Min. bending radius <i>continuous flex:</i>	12 x O.D.
Temperature range <i>flexible:</i>	-40/+80 °C
<i>static</i>	-40/+80 °C
Special feature:	Characteristic impedance at 3 - 20 MHz: 150Ω ± 10% with reference to IEC 61158-2, oil resistant, suitable for cable tracks

Pin configuration:

Pin1:	n.a.*
Pin2:	green
Pin3:	n.a.*
Pin4:	red
Pin5:	n.a.*
Housing:	screen



*n.o. - no allocation

Plug types:

- M12 plug (male) 5-pole, B-coded
- M12 socket (female) 5-pole, B-coded
straight or angled
molded or mounted

item no.	length
▶ S0634-4039	3m/ ≈ 9.8 ft
▶ S0634-4040	5m/ ≈ 16.4 ft
▶ S0634-4041	7m/ ≈ 23.0 ft
▶ S0634-4042	10m/ ≈ 32.8 ft
▶ S0634-4043	15m/ ≈ 49.2 ft
▶ S0634-4045	25m/ ≈ 82.0 ft
▶ S0634-4046	30m/ ≈ 98.4 ft

Other lengths are possible on request

We offer further plug and cable combinations for example with angular connectors or with one open cable end on request. Cable assemblies with RJ45 connectors are also available.



**S PB 634 cable
information on page J/46**